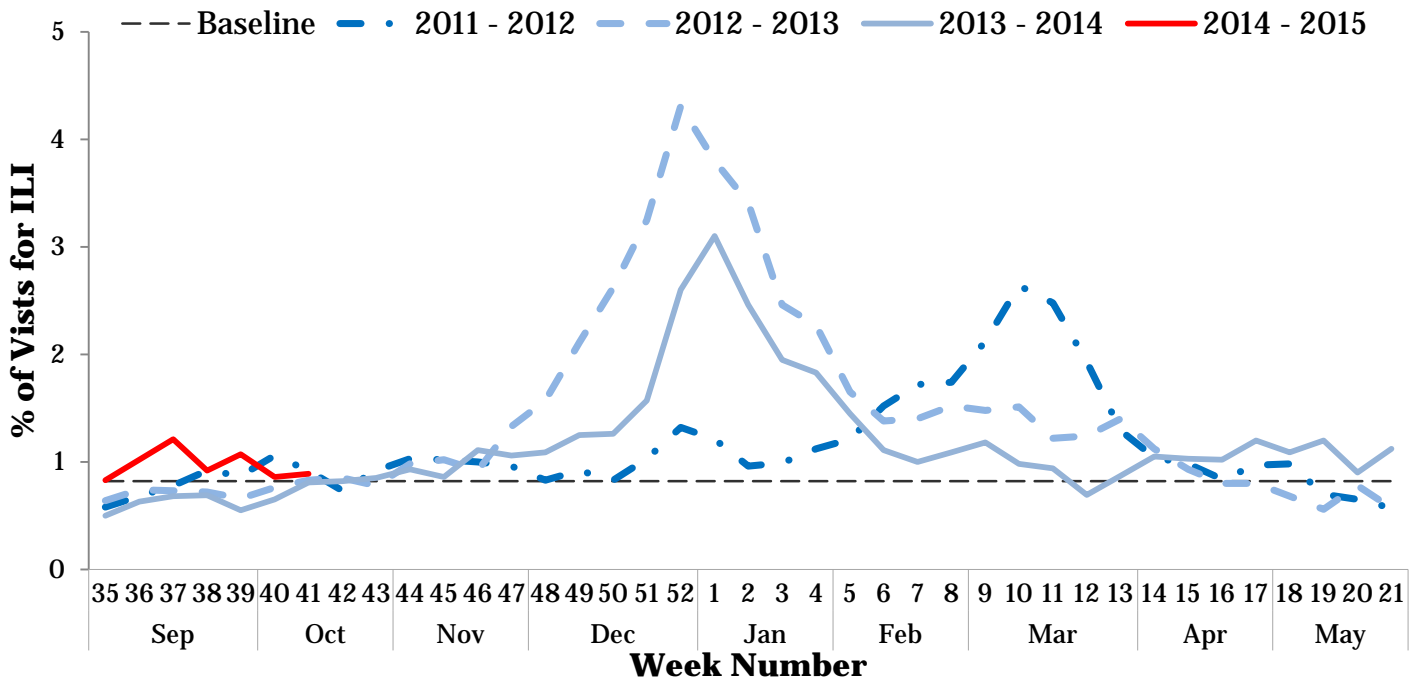




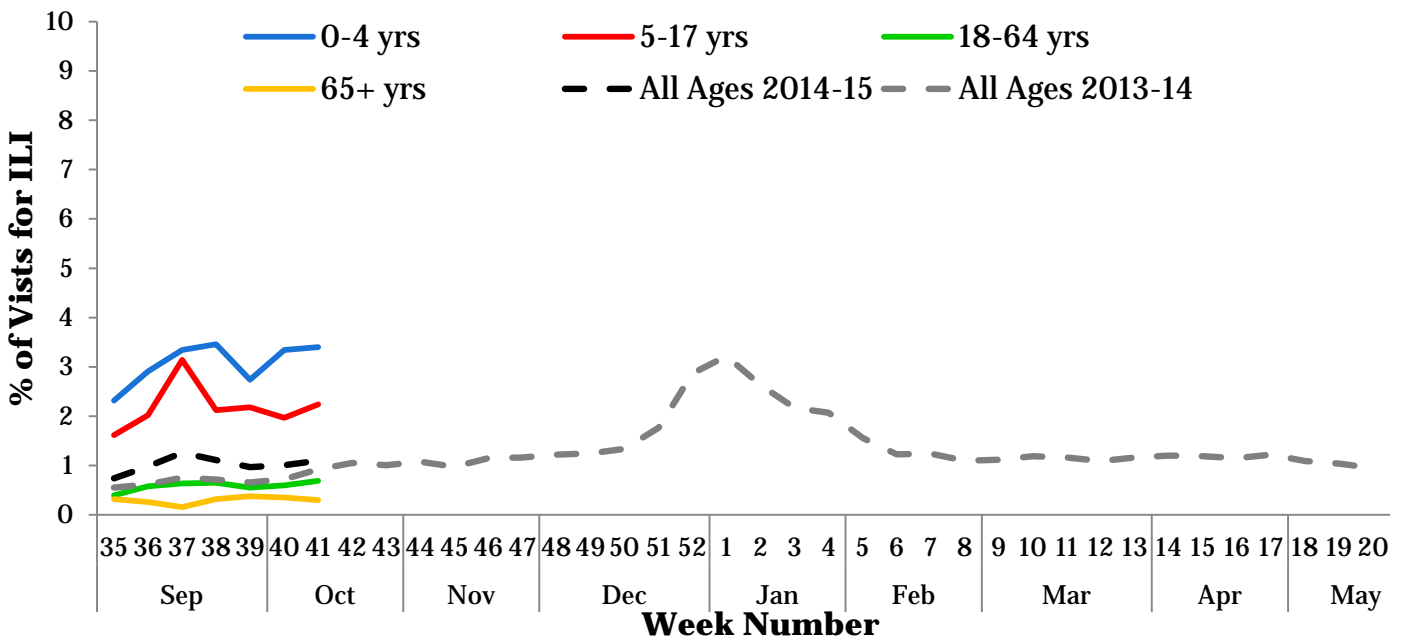
I. Influenza Summary to Date

Influenza surveillance for suburban Cook County** involves the weekly collection of data from a sample of hospitals, private physician's offices, and laboratory data. Influenza activity is currently low. Our sentinel participants reported the following aggregate measures: Syndromic Surveillance: 1.10% ILI¹, Sentinel Surveillance: 2.02% ILI². Two (0.49%) specimens tested positive for influenza (1 influenza A subtype [subtyping not performed] and 1 influenza B). Since Week 35 (8/24/2014), suburban Cook County has had no cases of influenza-associated intensive care unit (ICU) hospitalizations. During week 41, no ICU hospitalizations due to influenza infection were reported to CCDPH. Thank you to all of our surveillance partners for their help in collecting this information.

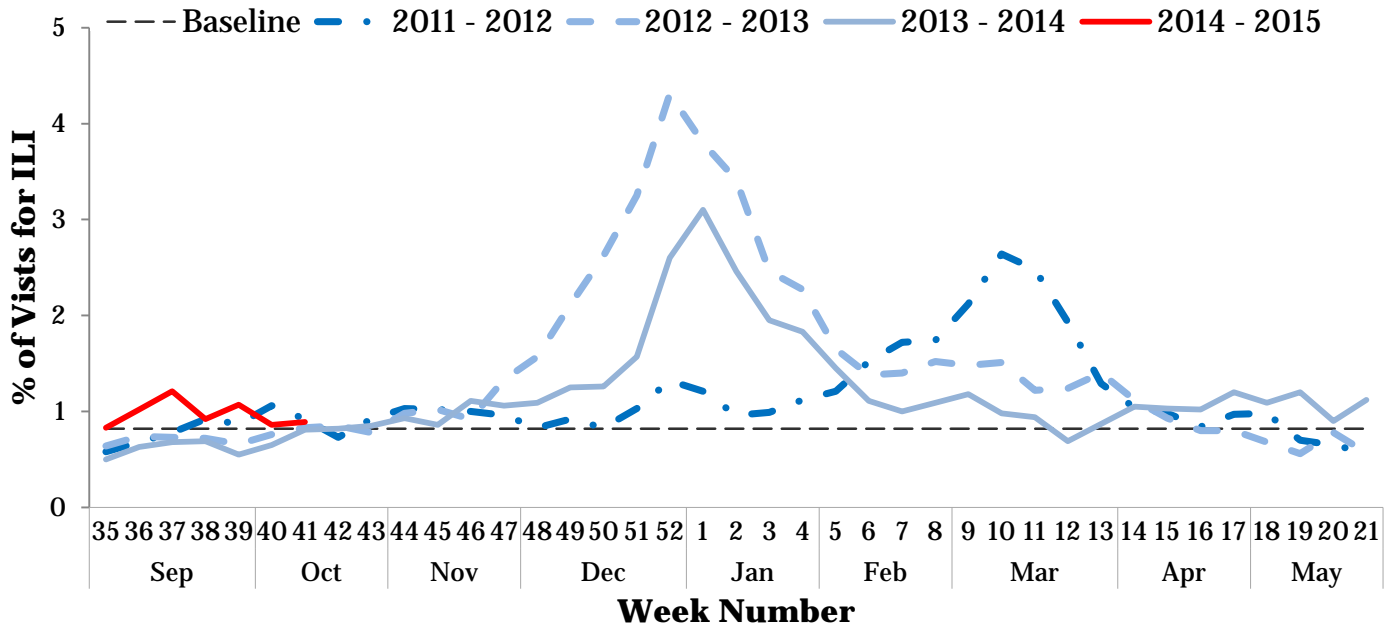
II. Syndromic Surveillance Data¹



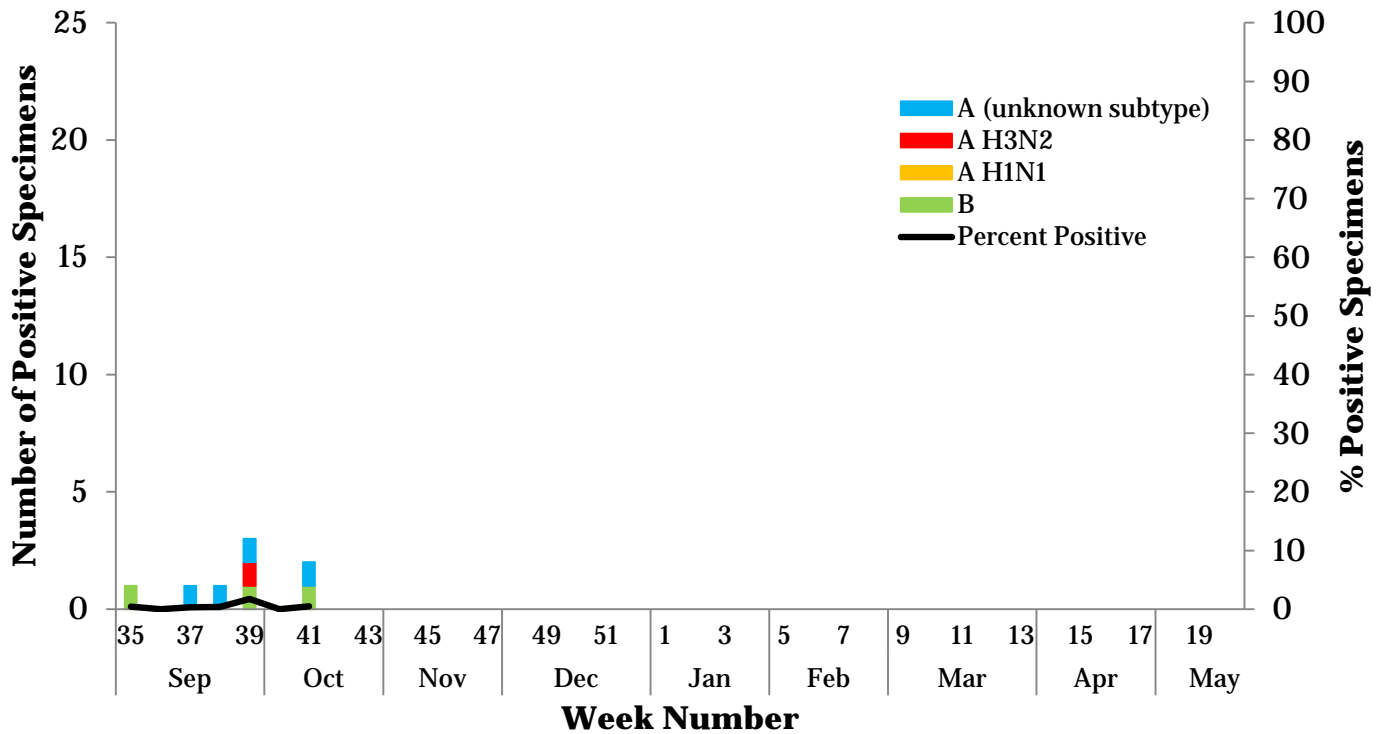
III. Syndromic Surveillance by Age Group Data¹



IV. Sentinel Provider Data²




V. Laboratory Surveillance Data³

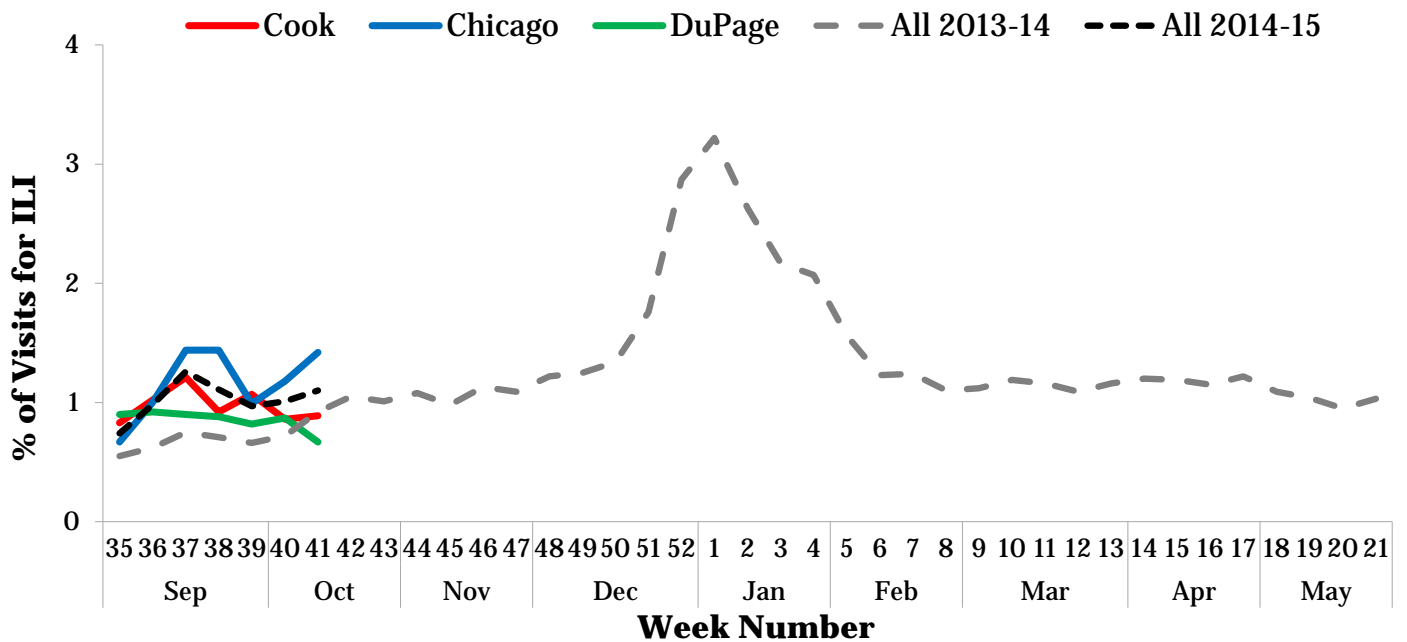


VI. ICU Hospitalization Data⁴

Hospitalized Case Counts		#
Total Cases		0
Incidence by Age		#
0-4		0
5-24		0
25-49		0
50-64		0
65+		0
Incidence by Region		#
North		0
West		0
Southwest		0
South		0

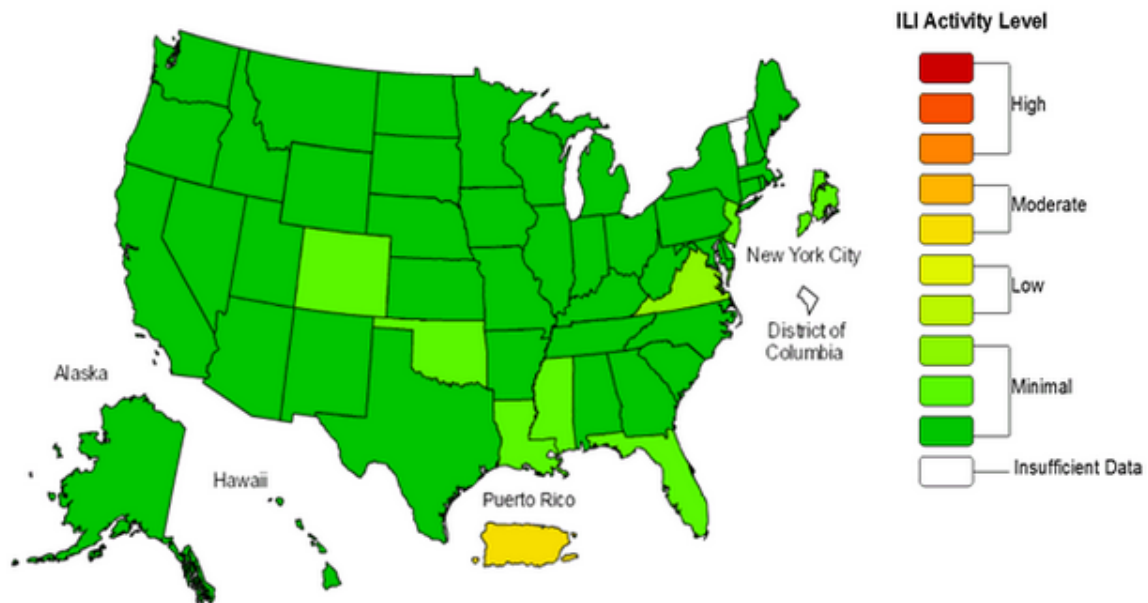


VII. Regional Data



VIII. United States Data†

Influenza-Like Illness (ILI) Activity Level Indicator Determined by Data Reported to ILINet
2014-15 Influenza Season Week 41 ending Oct 11, 2014



(All data are preliminary and may change as more reports are received.)

For further information about influenza activity see: [City of Chicago Surveillance Report](#), [IDPH Surveillance Report](#), [CDC Surveillance Report](#), [Distribute National Surveillance](#).

1. Syndromic surveillance influenza-like-illness (ILI) syndrome is defined as a symptom complex fever and cough or sore throat from ESSENCE. 45 hospital EDs participate in ESSENCE. $ILI = \# \text{ of ED visits for ILI} / \text{total } \# \text{ of ED visits}$.
2. ILI is defined as fever $\geq 100^\circ F$, cough and/or sore throat in the absence of a known cause other than influenza. 8 hospital EDs and 3 physician offices are participating CDC sentinel sites.
3. Laboratory surveillance includes viral culture, RT-PCR, and the rapid antigen test. Not all cases are suburban Cook County Residents. Participating laboratories: IDPH, NSUHS, and ACL.
4. Hospitalization and death data are only for suburban Cook County residents (excludes Evanston, Skokie, Oak Park, and Stickney). Data includes reported cases for the presented week.
5. <http://www.cdc.gov/flu/weekly/index.htm>

† This map uses the proportion of outpatient visits to health care providers for influenza-like illness to measure the ILI activity level within a state.