

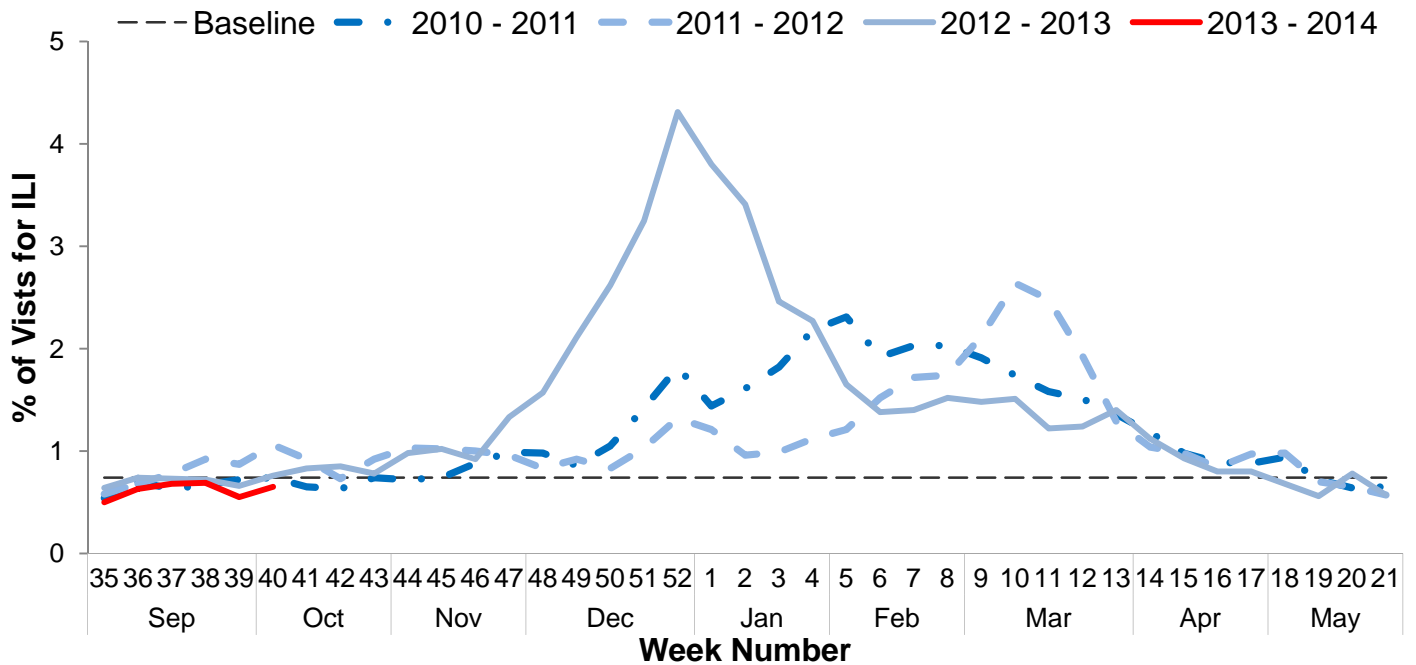


**Influenza Surveillance Report**  
**Week 40: Sep 29<sup>th</sup> – Oct 5<sup>th</sup>, 2013**

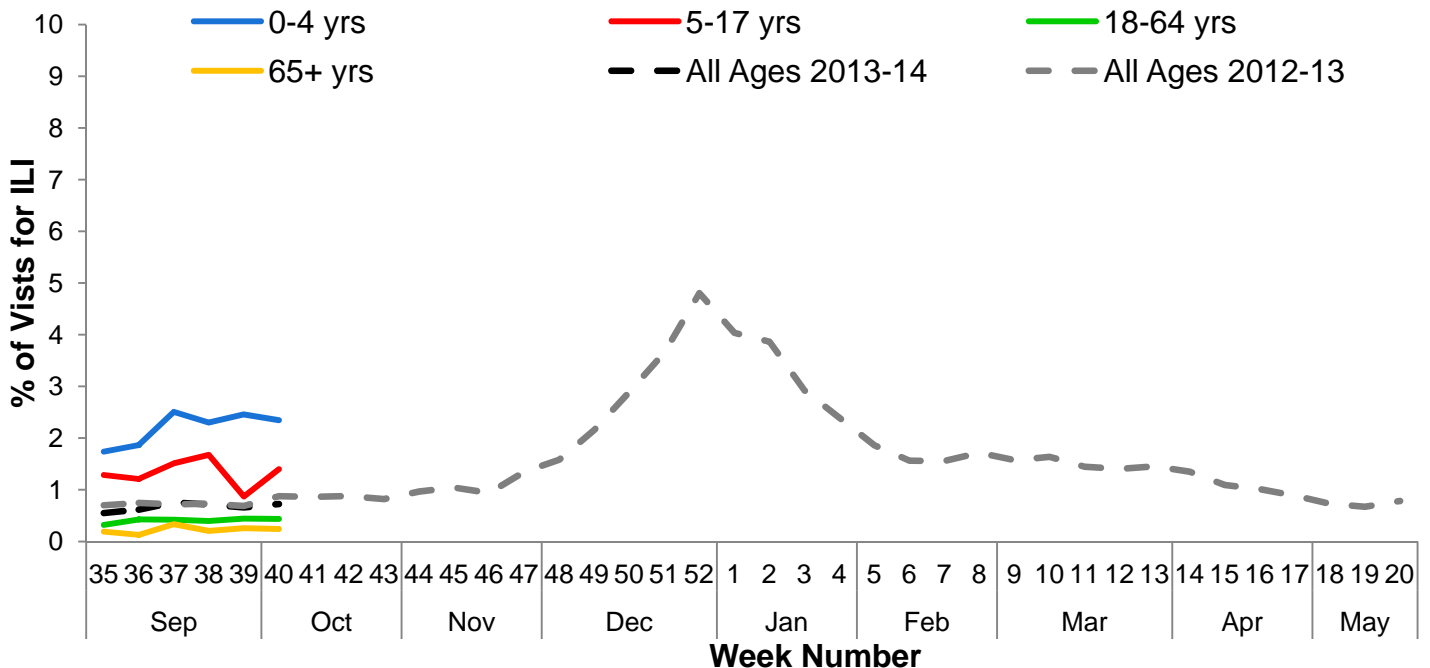
**I. Influenza Summary to Date**

Influenza surveillance for suburban Cook County\*\* involves the weekly collection of data from a sample of hospitals, private physician's offices, and laboratory data. The current level of influenza activity is as expected for this time of year. Our sentinel participants reported the following aggregate measures: Syndromic Surveillance: 0.65% ILI<sup>1</sup>, Sentinel Sites: 2.68% ILI<sup>2</sup>. Two specimens (0.85%) were positive for influenza (1 influenza A H1N1 and 1 influenza B). Since Week 35 (8/25/2013), suburban Cook County has had one case of influenza-associated intensive care unit (ICU) hospitalizations. During week 40, no ICU hospitalizations due to influenza infection were reported to CCDPH. Thank you to all of our surveillance partners for their help in collecting this information.

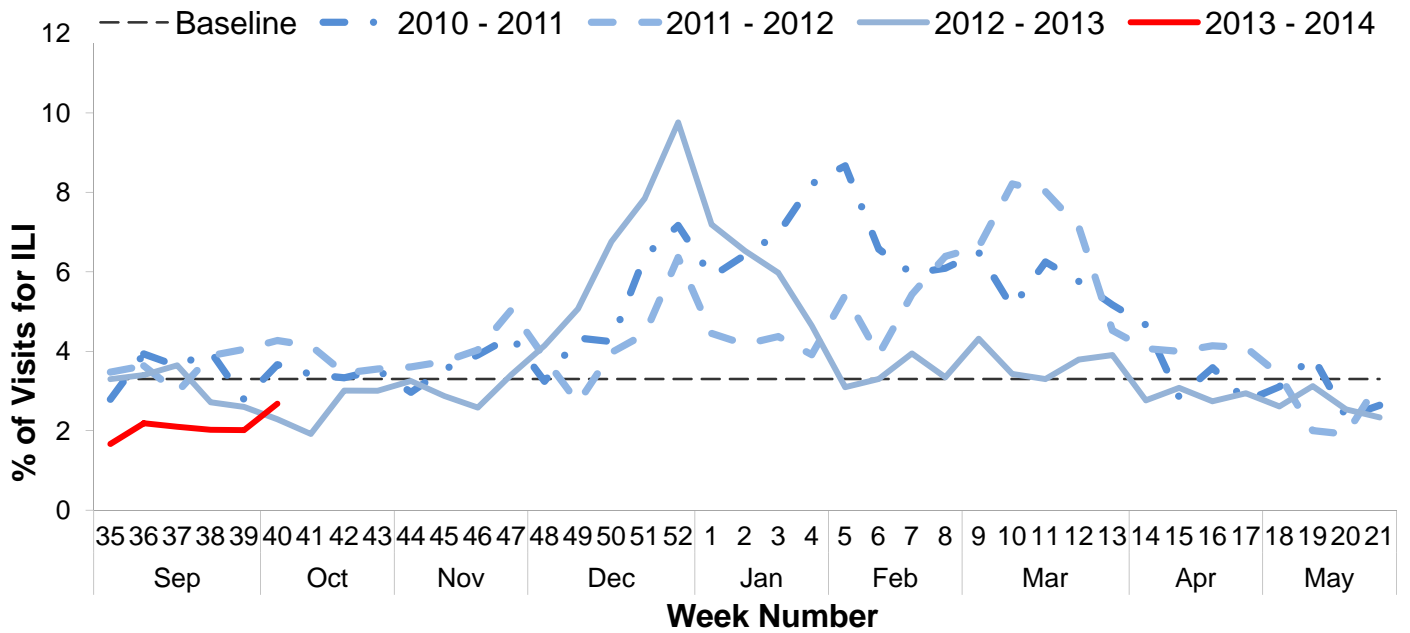
**II. Syndromic Surveillance Data<sup>1</sup>**



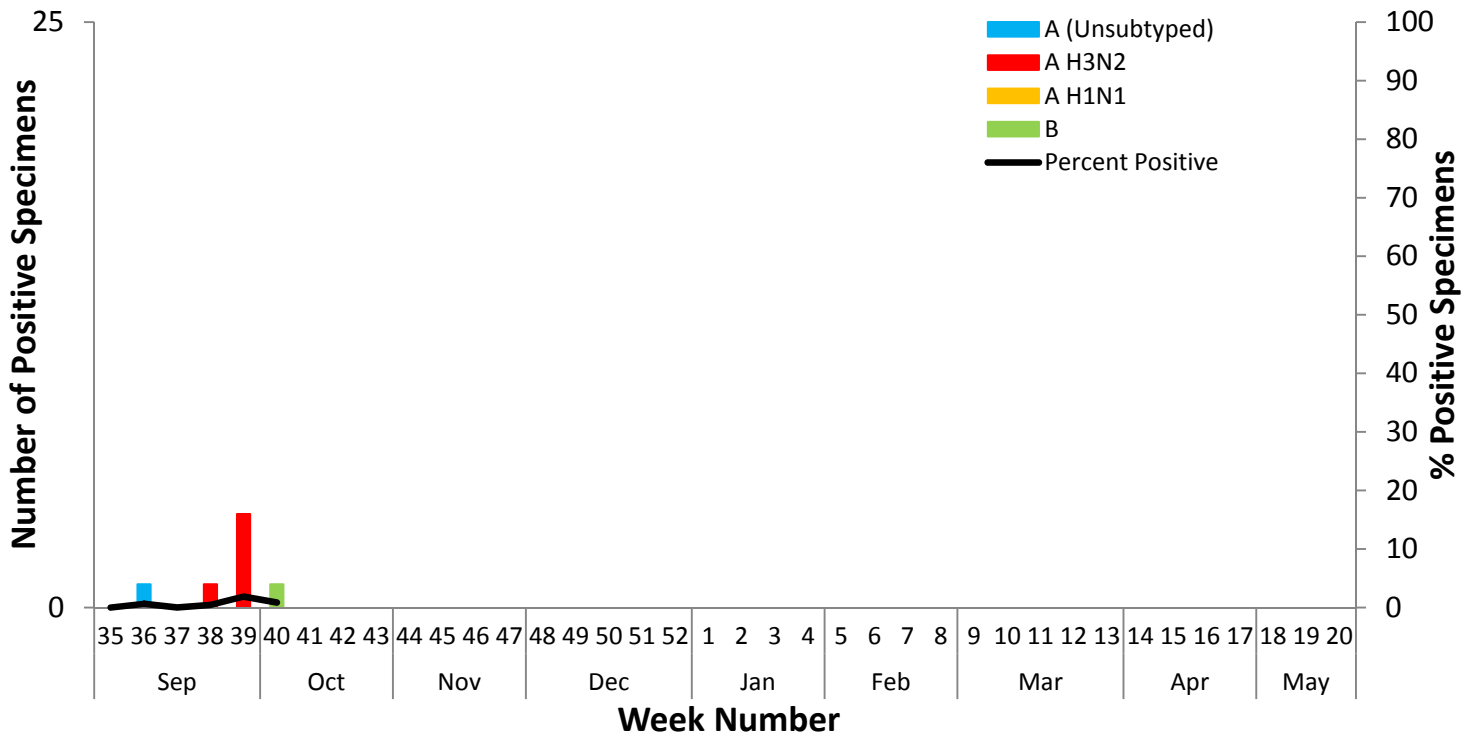
**III. Syndromic Surveillance by Age Group Data<sup>1</sup>**



#### IV. Sentinel Provider Data<sup>2</sup>




#### V. Laboratory Surveillance Data<sup>3</sup>

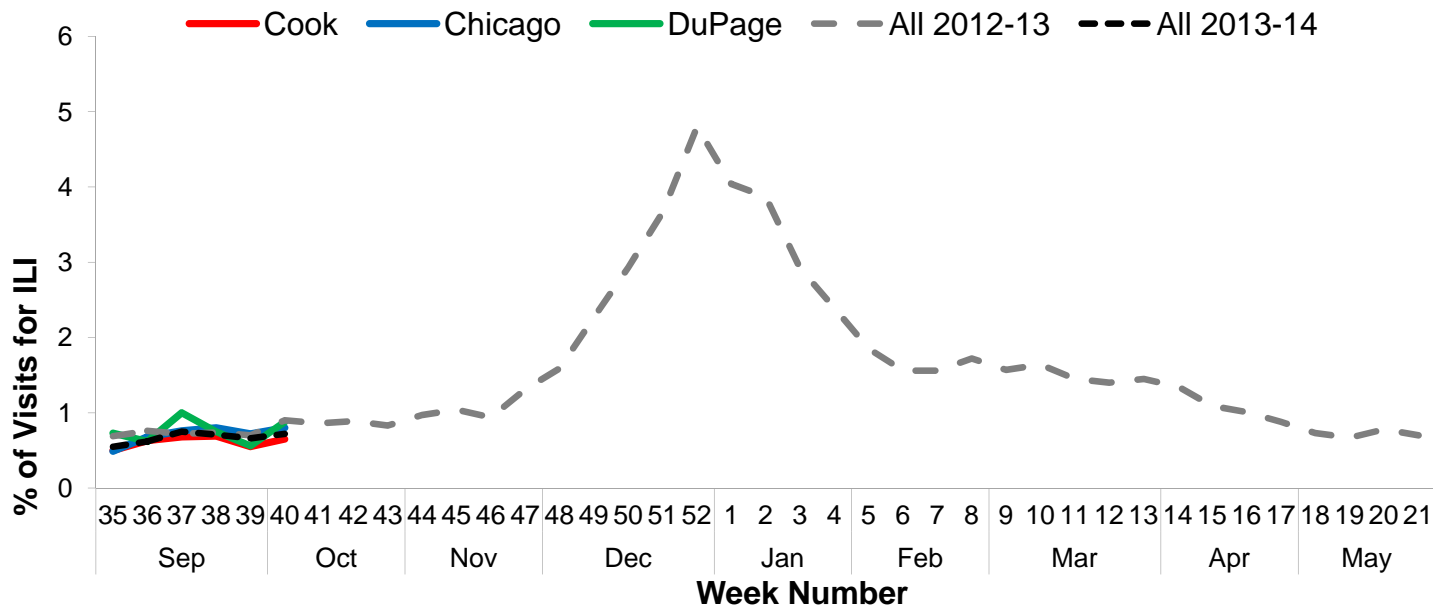


#### VI. ICU Hospitalization Data<sup>4</sup>

Hospitalized Case Counts		#
Total Cases		1
Incidence by Age		#
0-4		0
5-24		0
25-49		0
50-64		0
65+		1
Incidence by Region		#
North		0
West		0
Southwest		0
South		1



## VII. Regional Data



(All data are preliminary and may change as more reports are received.)

For further information about influenza activity see: [City of Chicago Surveillance Report](#), [IDPH Surveillance Report](#), [CDC Surveillance Report](#), [Distribute National Surveillance](#).

1. Syndromic surveillance influenza-like-illness (ILI) syndrome is defined as a symptom complex fever and cough or sore throat from ESSENCE. 32 hospital EDs participate in ESSENCE.  $ILI = \# \text{ of ED visits for ILI} / \text{total} \# \text{ of ED visits}$ .
  2. ILI is defined as fever  $\geq 100^{\circ}F$ , cough and/or sore throat in the absence of a known cause other than influenza. 5 hospital EDs and 8 physician offices are participating CDC sentinel sites.
  3. Laboratory surveillance includes viral culture, RT-PCR, and the rapid antigen test. Not all cases are suburban Cook County Residents. Participating laboratories: IDPH, NSUHS, and ACL.
  4. Hospitalization and death data are only for suburban Cook County residents (excludes Evanston, Skokie, Oak Park, and Stickney). Data includes reported cases for the presented week.
  5. <http://www.cdc.gov/flu/weekly/index.htm>
- † **No activity:** no laboratory confirmed cases of influenza and no reported increase in cases of ILI.  
**Sporadic:** small number of laboratory confirmed influenza cases or a single laboratory confirmed influenza in a single region of the state.  
**Local:** Outbreaks of influenza or increases in ILI and recent laboratory confirmed influenza in a single region of the state.  
**Regional:** Outbreaks of influenza or increases in ILI and recent laboratory confirmed influenza in at least two but less than half the region of the state.  
**Widespread:** Outbreaks of influenza or increases in ILI cases and recent laboratory confirmed influenza in at least half the region in the state.