

# **Cicero Early Childhood Report**



**Helping Families Receive  
the Best Start in Life**

**September 2005**

**Cook County  
Department of Public Health  
Cook County Bureau of Health Services**



**Stephen A. Martin, Jr., PhD, MPH**  
Chief Operating Officer

## Forward

The *2005 Cicero Early Childhood Report* is prepared by the All Our Kids: Early Childhood Network-Cicero, serving six years in the community. The purpose of the report is to:

- increase community awareness of the importance of early childhood
- highlight the compelling issues that impact Cicero's youngest children and their families
- monitor changing conditions
- support allocation of resources
- guide policy decisions

Our thanks to the Epidemiology Unit at the Cook County Department of Public Health. Special thanks to Tonia Singletary for collecting and formatting the data and to Steven Seweryn for his data analysis. To all those who participated and offered their expertise in producing this report, we offer our sincere appreciation.

The value of the *Cicero Early Childhood Reports* reflect the long term commitment and determination to advance the health and well being of children and families in this remarkable community. It is encouraging to see the increased attention paid to the Cicero community and the subsequent increase in resources attained and services provided to children 0-5 years.

AOK has an active agenda for the next year including:

- Promoting community resources and information to all providers of children 0-5 years
- Educating and outreaching to parents on successful parenting practices
- Increasing capacity and access to comprehensive, coordinated services for all children and their families.

New partners are always welcome and we invite you to join the growing collaboration of dedicated providers and community representatives who work tirelessly to help children receive the best start in life.

Valerie Webb  
Assistant Health Officer

Rosalind Larsen  
AOK-Cicero Network Coordinator

Cook County Department of Public Health  
All Our Kids: Early Childhood Network – Cicero  
5912 W. Cermak Road, 2<sup>nd</sup> Floor  
Cicero, IL 60804-2135

*September, 2005*

## Summary of Trends in Cicero - 2005

- **Positive Trends**
  - ❖ ↑ *Capacity for Pre-K child care*
  - ❖ ↓ *Childhood Lead Poisoning rates*
  - ❖ ↓ *Children hospitalized with bronchitis and asthma*
  - ❖ ↓ *Unemployment rate*
  - ❖ ↑ *Median house values*
  - ❖ ↓ *Criminal Assault Cases*
  
- **No Discernable or Stable Trends**
  - *Births to Mothers Under 20 Years of Age*
  - *High School Dropout Rate*
  - *Cases of Aggravated Assault and Battery*
  
- **Negative Trends**
  - ↑ *Births to Single Mothers*
  - ↓ *High School Graduation Rates*
  - ↑ *Low Birth Weight Births*
  - ↑ *Children at Risk for Obesity*
  - ↑ *Dental caries and untreated dental problems*
  - ↓ *Sufficient median income*

## Comments

*The foundations for learning, healthy development and how children will interact with the world are built in the very early years.*

Research Findings from "From Neurons to Neighborhoods:  
The Science of Early Childhood Development"

The *2005 Cicero Early Childhood Report* consists of indicators that measure the status of children and families. The indicators are compiled in four goal categories:

- Parents are Healthy and Ready to Parent
- Children are Healthy and Ready for School
- Families are Economically Sufficient
- Families and Communities are Safe

### Parents are Healthy and Ready to Parent

- In general, parents in Cicero are having more children and at a younger age than the average family in the CCDPH jurisdiction.
- There is no significant change in births to Cicero teen mothers under 20 years of age. The birth rate remains almost twice the rate in the Cook County Department of Public Health (CCDPH) jurisdiction.
- Almost half of the Cicero women giving birth are single mothers designated as head of households. In the past three years, there is an upward trend of single mothers.
- The high school graduation rate decreased slightly in 2004 to 78.5% from 80.4% in 2003. The high school dropout rate, however has not changed in the past four years but is consistently above the state rate.
- In over half of Cicero households, Spanish is the primary language spoken (14,314). Of these households, more than a third (4,958) is considered "linguistically isolated". This means that all members 14 years and older have at least some difficulty with English.

### Children are Healthy and Ready for School

- The per cent of low birth weight babies born to Cicero mothers rose slightly in 2004. However, the rate is lower than those born to mothers in the CCDPH jurisdiction.
- The infant mortality rate for 2000-2002 in Cicero is 5.4 deaths/1000 live births. This is better than the CCDPH rate of 7.3 for the same time period. Cicero's rate nears the Healthy People 2010 Target of 4.5.
- Cicero children under 6 years of age continue to be disproportionately effected by lead poisoning. In 2004, 42 children (0-5 years) were confirmed with lead poisoning (>15 µg/dL). However, another 55 children tested with lower lead levels (10-15

µg/dL) signaling a risk. All children (100%) 6 years and under should be tested annually for lead poisoning in Cicero. The testing level currently is 21%.

- The capacity in Cicero to meet the child care needs has increased in 2005 with 825 new pre-K slots added for Cicero children. According to the Illinois Facilities Fund's statewide needs assessment, 50% of the need for pre-K availability is now available in Cicero.
- Cicero children are at particular risk for dental caries and poor oral health. According to the Healthy Smiles Healthy Growth project, disparities are evident in SCC. Preliminary analysis of data show that children on the free and reduced fee lunch program had higher caries than children from higher incomes, were less likely to have dental sealants and more likely to have untreated conditions. Also, homes in which Spanish was spoken had 40.9% of the children with untreated caries, whereas English speaking homes had a rate of 26.5%.
- Overweight and obesity among American children has tripled over the past few decades due to sedentary lifestyle and over-consumption of high-calorie foods and beverages (Action for Healthy Kids, [www.actionforhealthykids.org](http://www.actionforhealthykids.org)). Cicero children at or above 24 months of age and enrolled in the WIC program show the highest BMI (body mass index) measurement (13%) compared with CCDPH (12%) and IL (9.2%) children.
- In 2000-2002, 32 Cicero children died before their first birthday or about 10 per year. These infant deaths were primarily due to conditions related to prematurity, congenital anomalies and low birthweight. Five children ages 1 – 5 years died in the same period, one died of homicide.

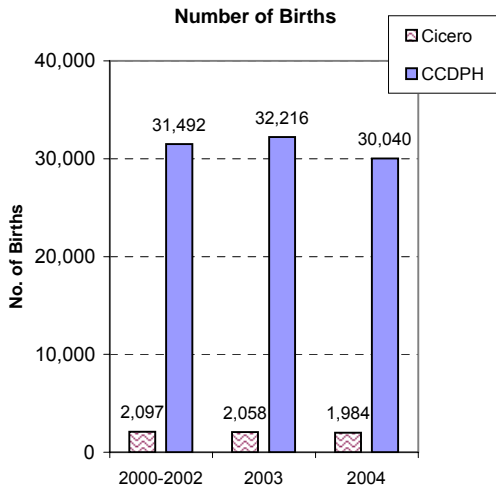
### Families are Economically Sufficient

- The median income for a Cicero family of four rose 4% to \$38,044 from 1990 to 2000 which is just barely above the 200% of Federal Poverty Level of \$37,700. In comparison, the median family income for the CCDPH jurisdiction is 35% higher or \$58,212.
- In 2004, there was a slight decrease in the unemployment rate in Cicero. However, unemployment remains 47% higher than in CCDPH jurisdiction.
- Median housing values for Cicero increased 39% from the 1990 to the 2000 U.S. Census to \$120,200. This is a slightly higher increase than in the SCC Western suburbs where the median house value is \$154,750.

### Families and Communities are Safe

- There is a decreasing trend in Criminal Sexual Assault cases in Cicero since 2002 (18 cases to 11 cases).
- There were 137 cases of Aggravated Assault and Battery reported in Cicero in 2004 varying only slightly in past three years.
- There were 88 children in foster care in 2004 or 7.6% with almost two-thirds in foster care homes and one-third in relative care.

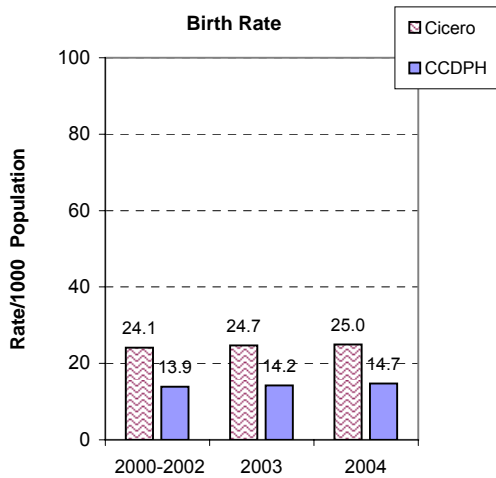
**Goal: Parents are Healthy and Ready to Parent**



- In 2004 there were a total of **1,984 births in Cicero**. This represents 6.6% or 1 in every 15 of the 30,040 births in CCDPH in 2004.

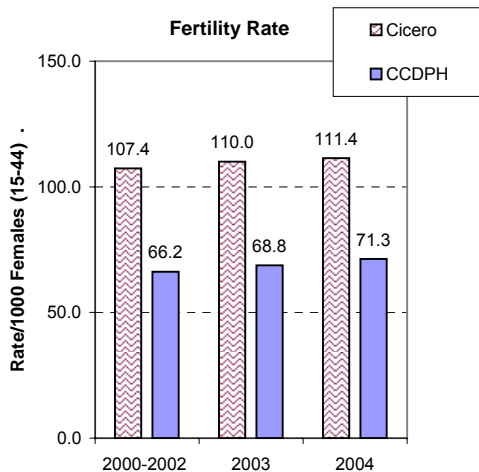
- In 2004, there were a **total of 10,334 children** ages 0-5 years in Cicero.

- The number of births in Cicero has decreased since 2000-2002. For both Cicero and CCDPH there has been a 5% decline.



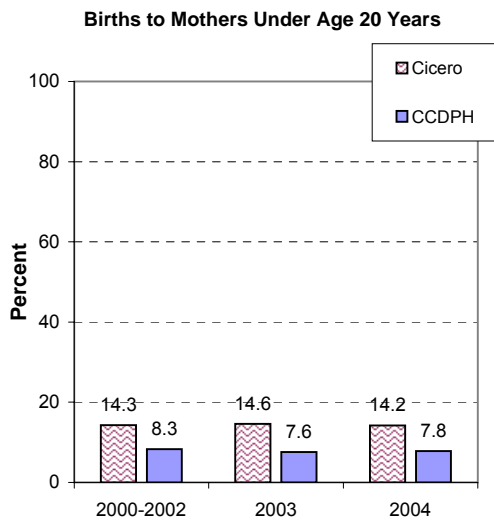
- The 2004 birth rate in Cicero was **25.0 births per 1000 population**. This rate is 70% higher than the CCDPH rate of 14.7 per 1000 population.

- The birth rate for Cicero 2004 has changed little compared to the 2003 rate of 24.7 per 1000 population. The Cicero rate has changed only 3.7% since 2000-2002. In comparison, the CCDPH rate has risen 5.8% from 13.9 per 1000 population in 2000-2002 to 14.7 per 1000 population in 2004.



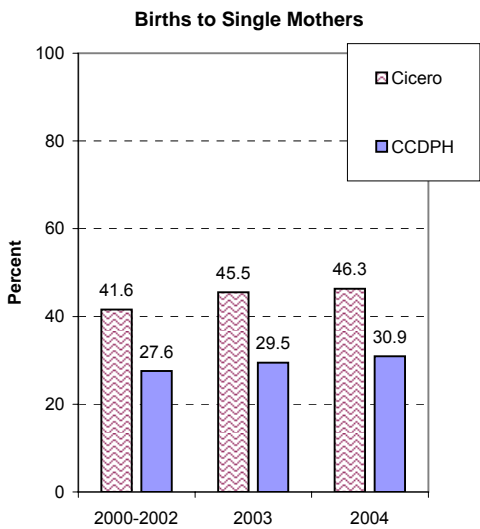
- In 2004 the **fertility rate** for Cicero was **111.4 per 1000 females age 15-44 years**. This is 56% higher than the CCDPH rate of 71.3 per 1000 female 15-44 years for CCDPH.

- Cicero's fertility rate remained fairly constant between 2003 and 2004, changing by less than 1%. CCDPH fertility rates, though much lower, show small increases every year since 2000.



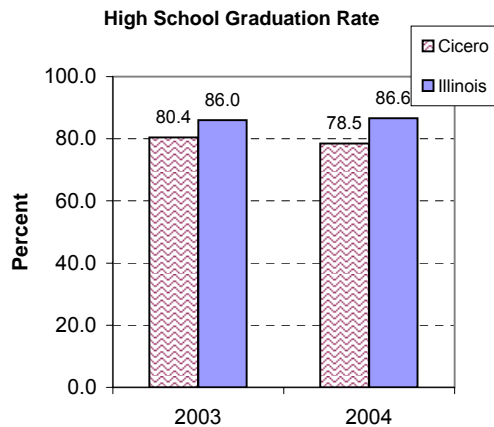
- A total of **282 births** in Cicero in 2004 were to mothers under age 20 years. These births were 14.2% of all births. This was nearly double the proportion seen in all of CCDPH, which was at 7.8%

- Since 2000 the **percent of births to teens under age 20 years has shown no significant variation**. In contrast, for CCDPH there has been a decline from 8.3% in 2000-2002 to 7.8% in 2004.



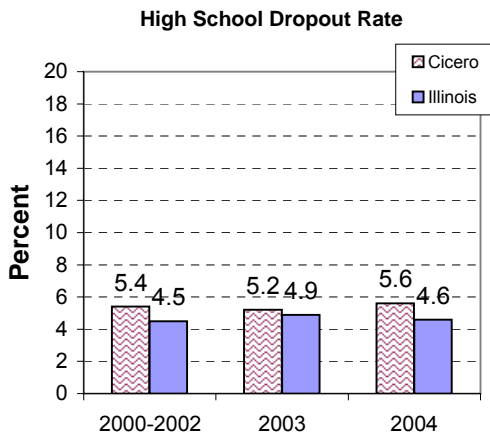
- In 2004 births to **single mothers accounted for almost half of births in Cicero at 46.3%**. For CCDPH births to single mothers were less than one-third of all births at 30.9%

- There is an upward trend for births to single mothers. This percentage of births rose from 41.6% in 2000-2002 to 45.5% in 2003. The increase in 2004 to 46.3% leveled off somewhat for 2004. Similarly, CCDPH has had a 12% increase in births to single mothers between 2000-2002 and 2004.



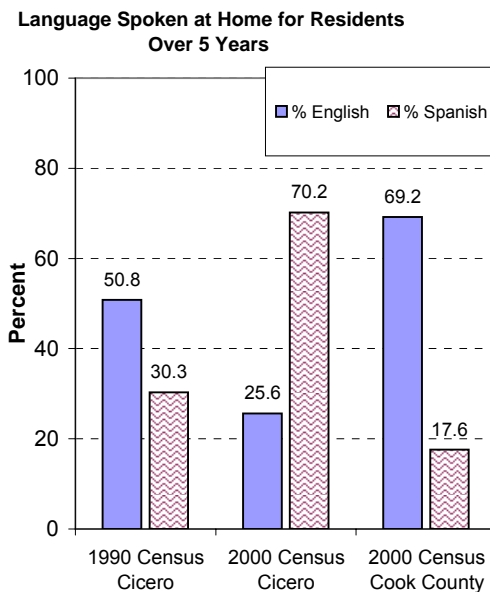
▪Cicero’s **high school graduation rate** -- a measure of high school completion by 9th graders, was down from 80.4% in 2003 to **78.5% in 2004**.

▪ High School completion rates for Cicero are below those of Illinois. The High School completion rate for the state was 86% in 2003 and 86.6% in 2004.



▪The **high school dropout rate** for Cicero in 2004 was **5.6%**; the rate for Illinois was 4.6%

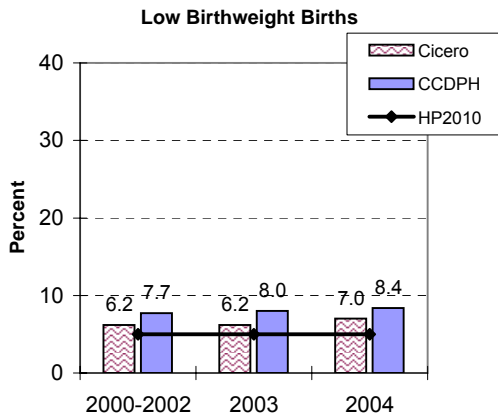
▪Very little annual variation was seen in Cicero's and Illinois' public high school drop out rates since 2000. Cicero's rate remained consistently above the state rate.



▪The primary language spoken in the home in Cicero has changed between the 1990 and 2000 Census. In 1990, 50.8% of Cicero residents over the age of 5 spoke English and only 30.3% spoke Spanish. **In 2000, the percentage of Cicero residents that spoke primarily English in the home decreased to 25.6%**

▪**The percentage of residents that spoke Spanish increased to 70.2%.** In CCDPH jurisdiction 69.2% of residents over 5 years spoke English in the home and only 17.6% spoke Spanish.

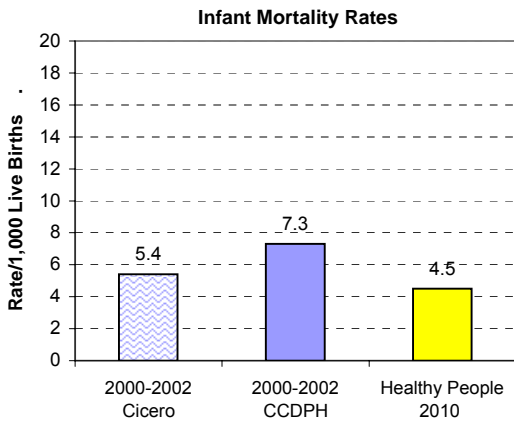
**Goal: Children are Healthy and Ready for School**



- The **percentage of low birthweight births** or those weighing under 2500 grams in 2004 was **7.0%**.

- CCDPH's low birthweight rate has increased from 7.7% in 2000-02 to 8.0% in 2003 and 8.4% in 2004.

- Cicero's rate remained constant at 6.2% for 2000-2002 and 2003. Cicero showed a small increase to 7% in 2004. Although this has shown a slight increase for 2004 it has still remained lower than CCDPH. It still is higher than the Healthy People 2010 (HP2010)goal of 5%.



- The **infant mortality rate** for Cicero is 26% lower, at **5.4 deaths per 1,000 live births**, than the rate for CCDPH region, which was 7.3 deaths per 1,000 live births.

- Although Cicero is below the CCDPH rate of 7.3, it is still 20% above the Healthy People 2010 target of 4.5 deaths per 1,000 births.

**Lead Screening**

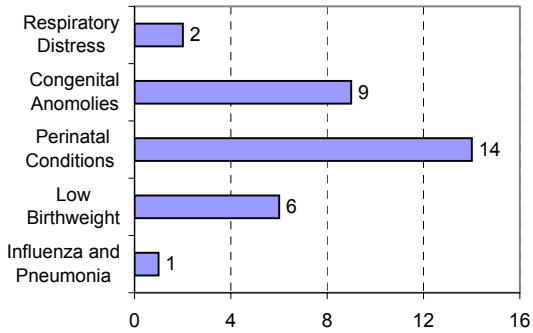
	<u>2001</u>	<u>2002</u>	<u>2003</u>	<u>2004</u>
# Children Tested for Lead	2098	2756	2492	2287
Children with *EBL	75	198	64	42
% with EBL	3.6%	7.2%	2.6%	1.8%

- In 2004 there were 2287 children (20%) tested for lead (ages <6). Of these children tested, 42 or **1.8% were found to have elevated blood levels (EBL)** of at least 15µg/dl\*.

- Another 55 children (2.4%) had a blood lead level of between 10 - 14µg/dl, triggering a need for prevention activities.

- As a high risk community for lead poisoning, 100% of Cicero children should have an annual lead screening.

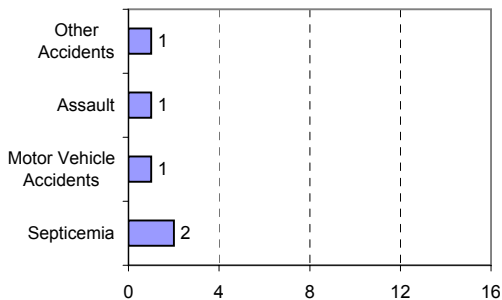
**Leading Causes of Death  
(2000-2002)  
(Under 1 Year)**



•For 2000-2002 there were 32 deaths among infants and 5 deaths among children age 1 to 5 years.

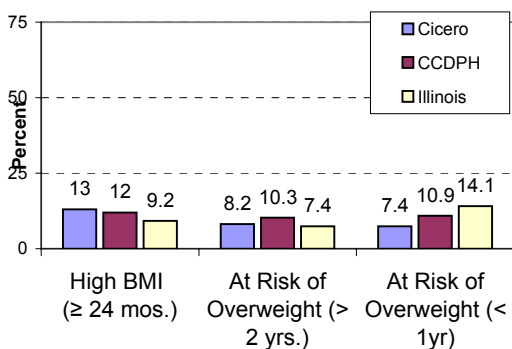
For infants, the leading causes of death were conditions related to prematurity -- perinatal conditions, with 14 deaths. Congenital anomalies were the second leading cause of infant death (n=9).

**(1 - 5 Years)**



The number of deaths among children 1 to 5 years was very few. One death was due to assault (homicide).

**Nutritional Related Characteristics of  
CCDPH WIC Children Related to Obesity**

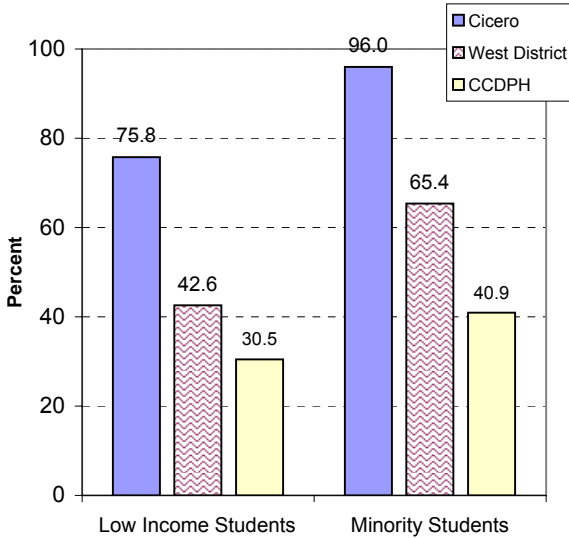


•Among children ≥24 months, in Women's, Infant and Children (WIC) clinics, Cicero has a higher percentage of children in the high BMI category -- (over 95th percentile) at **13.0%**. This compares to 12.0% in all CCDPH clinics and 9.2% in Illinois.

•Among children ≥24 months, CCDPH has the highest rate of **children at risk of being overweight** (BMI >85% and <95%) at 10.3% versus **Cicero at 8.2%** and Illinois at 7.4%

•Illinois has the highest rate of **infants at risk of being overweight** with 14.1% with the identified risk factor, while CCDPH and Cicero have substantially lower rates of 10.9% and 7.4%.

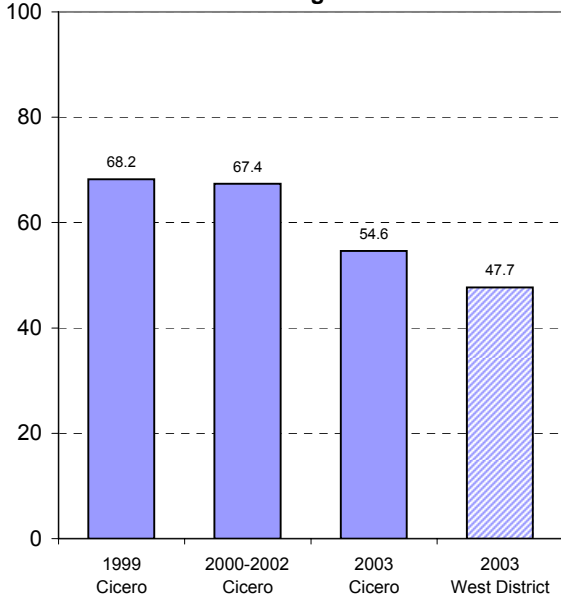
**Low Income & Minority School Enrollment ( 2004-2005)**



- **Low income students make up 75.8%** of students enrolled in Cicero's public schools. This is much higher than the rate in all West District schools at 42.6% and nearly 2.5 times the CCDPH rate of 30.5%

- **Ninety-six (96.0%) of students in Cicero public schools were minorities; of these students 90% are Hispanic.** In CCDPH's West District nearly 2/3 of students are minorities and 41% of student in CCDPH region are minorities.

**Bronchitis & Asthma Hospitalizations Under Age 15**

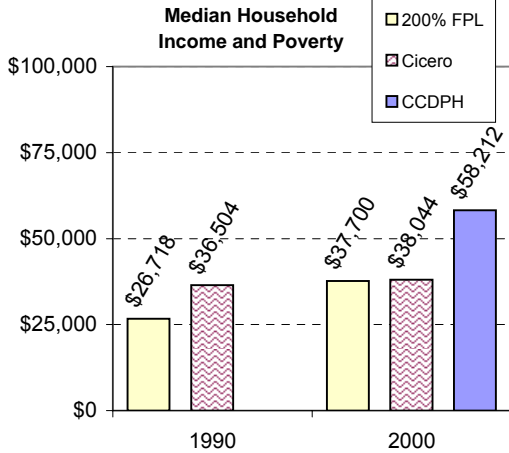


- The percentage of hospitalizations due to bronchitis and asthma for children under age 15 is decreasing in Cicero.

- In 1999, 68.2% of hospitalizations for children in Cicero were due to bronchitis and asthma. In 2003 the percentage decreased to 54.6%.

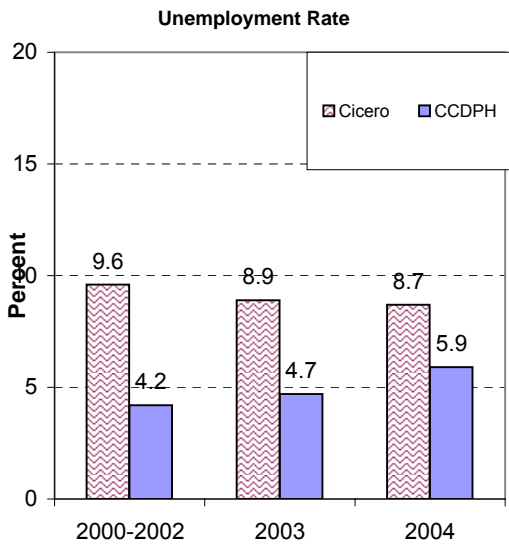
- When compared to the percentage of hospitalizations for the West District, the rate in Cicero was above the rate for West District, which was 47.4% in 2003.

**Goal: Families are Economically Sufficient**



- The **median household income for Cicero increased to \$38,044 in 2000**, barely above 200% of the Federal Poverty Level. Cicero median income is far below CCDPH median income of \$58,212.

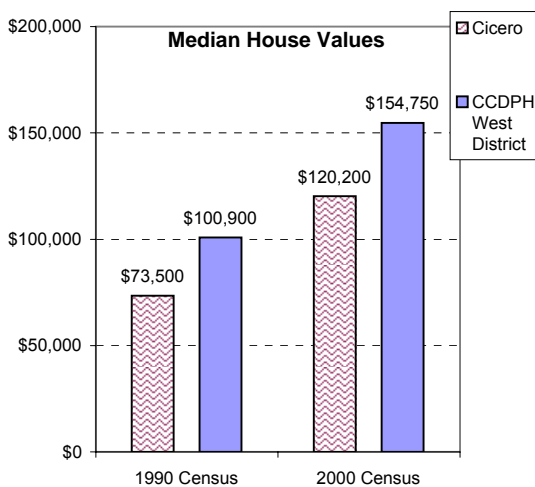
- A needs assessment, of Latinos in Cicero conducted by the Institute for Latino Studies at the University of Notre Dame, found that Hispanic Cicero residents had a median income of \$20,060. This is almost one-half of Cicero's median income.



- The **unemployment rate for Cicero for 2004 was 8.7%**.

- There is a decreasing trend in Cicero from **9.6% in 2000-2002 to 8.7% in 2004**. Although Cicero unemployment rate is decreasing it is still 47% higher than the CCDPH rate for 2004 of 5.9%.

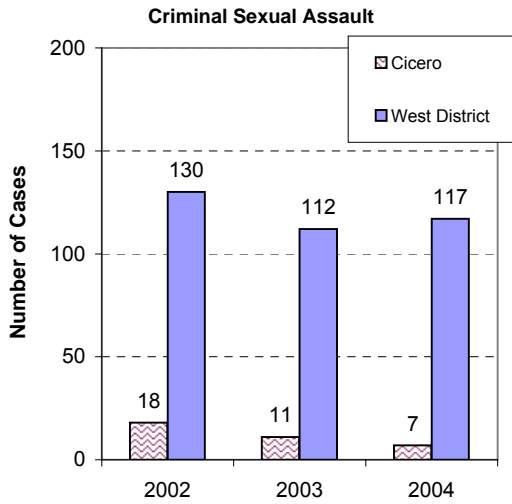
- While Cicero is decreasing, CCDPH's rate is increasing, from 4.2% in 2000-02 to 5.9% in 2004.



- The **median house value in Cicero increased 63.5% from 1990 to 2000 to \$102,200**. This was higher than the increase for the West District between 1990 to 2000 at 53.4%.

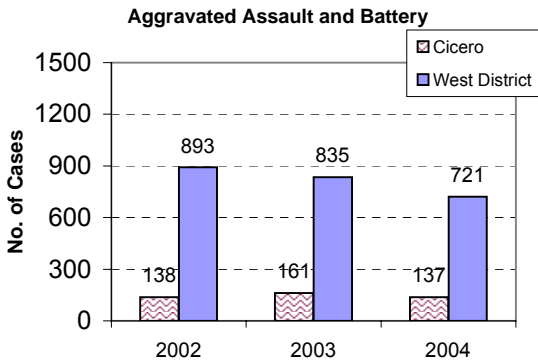
- The 2000 median house value in Cicero remained below the median value for the CCDPH West District, which was \$154,750.

**Goal: Families and Communities are Safe**



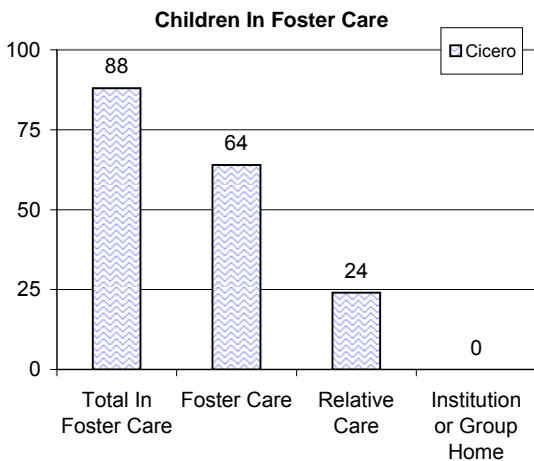
- In 2004 there were a total of **7 criminal sexual assault** cases in Cicero. This continues a decline which began in 2002 -- falling from 18 cases .

- In 2001 Cicero had nearly half of all criminal sexual assault cases in CCDPH's West District. In 2004 these crimes in Cicero were only 6.0% of the all cases seen in the entire West District.



- In 2004 there were **137 cases of aggravated assault and battery**. Cicero cases of aggravated assault and battery were 19% of the total seen in West District.

- In Cicero there has been slight variation in aggravated assault and battery, while the numbers of these crimes have decreased by 19% in all of West District since 2002.



- In 2004 there were a total of 7.6% (88) children in total foster care which includes 5.5%(64) in Foster care, 2.1%(24) in relative care and 0% in a institution or group home.

**Number of Births**

CCBHS, CCDPH Epidemiology, Births by Selected Characteristics: Cicero, IL, 1997 to 2004.  
Published 08/04

**Birth Rate**

CCBHS, CCDPH Epidemiology, Births by Selected Characteristics: Cicero, IL, 1997 to 2004.  
Published 08/04

**Fertility Rate**

CCBHS, CCDPH Epidemiology, 2000-2002 Cicero Community Profile, Rev. 06/04  
CCBHS, CCDPH Epidemiology, Natality: Number of Births to Mothers 15-17 Years by Selected Characteristics by Specified Place within Cook County, IL: Three-Year Total 1997-1999,  
Published 08/04

**Births to Mothers Under 20**

CCBHS, CCDPH Epidemiology Cicero Community Profile: 2000-2002, Rev. 06/04  
CCBHS, CCDPH Epidemiology, Natality: Number of Births by Selected Characteristics, Place, and Township Within Cook County, IL, January to December, 2003, Summary Chart,  
Published 08/04

**Births to Single Mothers**

CCBHS, CCDPH Epidemiology, CCDPH Jurisdiction Community Profile: 2000-2002, Rev.06/04  
CCBHS, CCDPH Epidemiology, Cicero Community Profile: 2000-2002, Rev. 06/04  
CCBHS, CCDPH Epidemiology, Natality: Number of Births by Selected Characteristics, Place, and Township Within Cook County, IL, January to December, 2003, Summary Chart

**Residents Completing High School or College**

CCBHS, CCDPH Epidemiology Cicero Community Profile: 2000-2002, Rev. 06/04  
U.S. Census, 1990 [www.census.gov](http://www.census.gov)  
U.S. Census, 2000 [www.census.gov](http://www.census.gov)

**Minority Students Enrolled in Public Schools by School Year**

CCBHS, CCDPH Epidemiology, Education:Public School Fall Enrollment by Race Low Income, and School District: 2004-2005 School Year

**Languages Spoken by Residents**

U.S. Census, 2000, [www.census.org](http://www.census.org)  
U.S. Census, 1999, [www.census.org](http://www.census.org)

**Low Birth Weight Babies**

CCBHS, CCDPH Epidemiology, Natality: Number of Births to Mothers 15-17 Years by Selected Characteristics by Specified Place within Cook County, IL: Three-Year Total 1997-1999  
CCBHS, CCDPH Epidemiology, Cicero Community Profile: 2000-2002, Rev. 06/04  
CCBHS, CCDPH Epidemiology, Natality: Number of Births by Selected Characteristics, Place, and Township Within Cook County, IL, January to December, 2003, Summary Chart  
CCBHS, CCDPH Epidemiology, Natality: Number of Births by Selected Characteristics, Place, and Township Within Cook County, IL, January to December, 2004, Summary Chart

**Infant Mortality Rates**

CCBHS, CCDPH Epidemiology Cicero Community Profile: 2000-2002, Rev. 06/04  
CCBHS, CCDPH Epidemiology CCDPH Jurisdiction Community Profile: 2000-2002, Rev. 06/04

**Lead Screening**

CCBHS, CCDPH Lead Poisoning Prevention Unit

Secondary Data Report, All Our Kids: Early Childhood Network, July 2004  
All Our Kids: Early Childhood Network, Annual Report, September 2003

#### **Leading Causes of Death in Children Under 5**

CCBHS, CCDPH Epidemiology, Mortality: Number of Resident Deaths by Selected Causes and age within Cicero, IL:2004 Summary Chart

#### **High School Drop Out Rate**

[www.isbe.net](http://www.isbe.net) School Report Cards 2000-2004

#### **Median Family Income and Federal Poverty Level**

U.S. Census, 2000, [www.census.org](http://www.census.org)

U.S. Census, 1999, [www.census.org](http://www.census.org)

*Federal Register*, Vol. 69, No. 30, February 13, 2004, pp. 7336-7338.

Institute for Latino Studies, University of Notre Dame: Needs Assessment of Latinos in Cicero Hispanic Residents Median Income

#### **Unemployment Rate**

CCBHS, CCDPH Epidemiology Cicero Community Profile, 06/04

CCBHS, CCDPH Epidemiology, Labor Force by Employment Status

in Cicero, IL, Monthly Average 1980 to 2003

#### **Median House Values**

U.S. Census, 2000, [www.census.org](http://www.census.org)

U.S. Census, 1999, [www.census.org](http://www.census.org)

#### **Criminal Sexual Assault**

CCBHS: CCDPH, Crime: Crime in Illinois, Section 11: Crime Index Offense/Crime Index

Offense Arrest Data # of selected crimes by type by Place and Township in Cook County, IL,

#### **Aggravated Assault and Battery**

CCBHS: CCDPH, Crime: Crime in Illinois, Section 11: Crime Index Offense/Crime Index

Offense Arrest Data # of selected crimes by type by Place and Township in Cook County, IL, 2001,2002,2003

#### **Children In Foster Care**

Illinois Department of Children and Family Services (retrieved 07/27/05)

[www.state.il.us/dcf/docs/SubCareZip.pdf](http://www.state.il.us/dcf/docs/SubCareZip.pdf)