

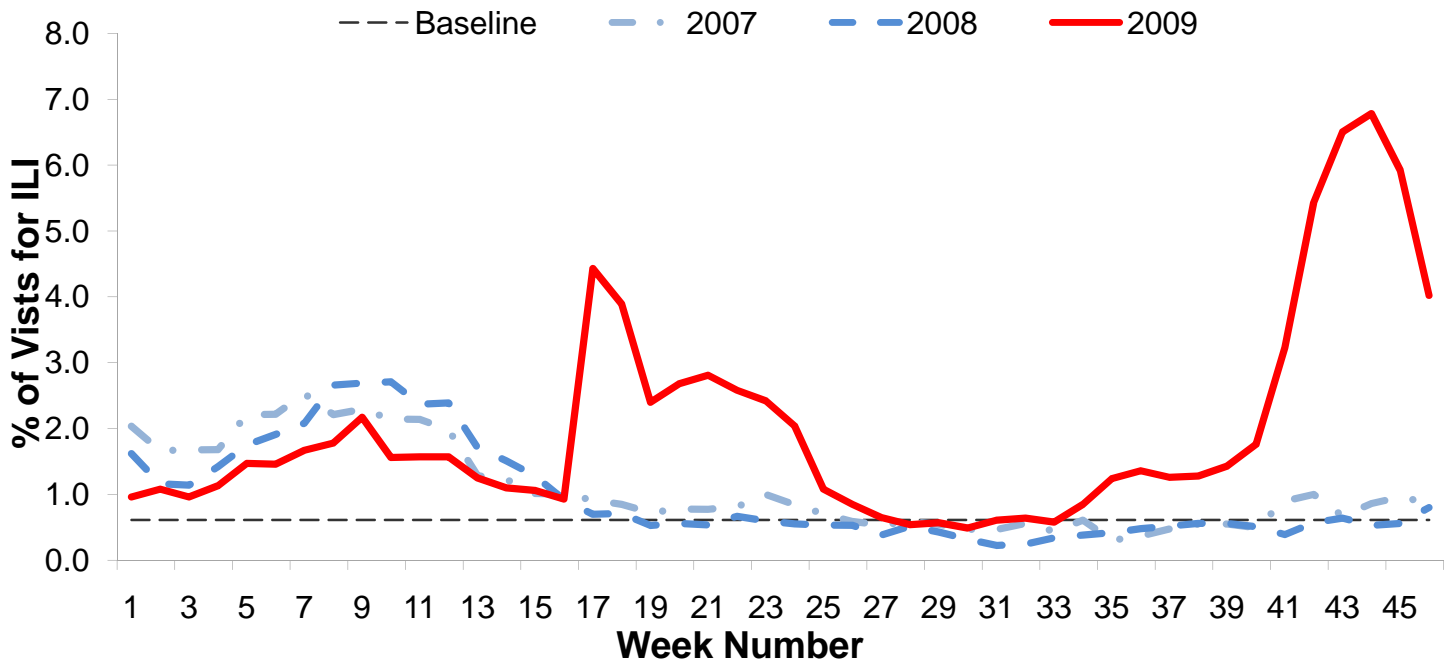


**Influenza Surveillance Report  
Week 46: November 15<sup>th</sup> – 21<sup>st</sup>, 2009**

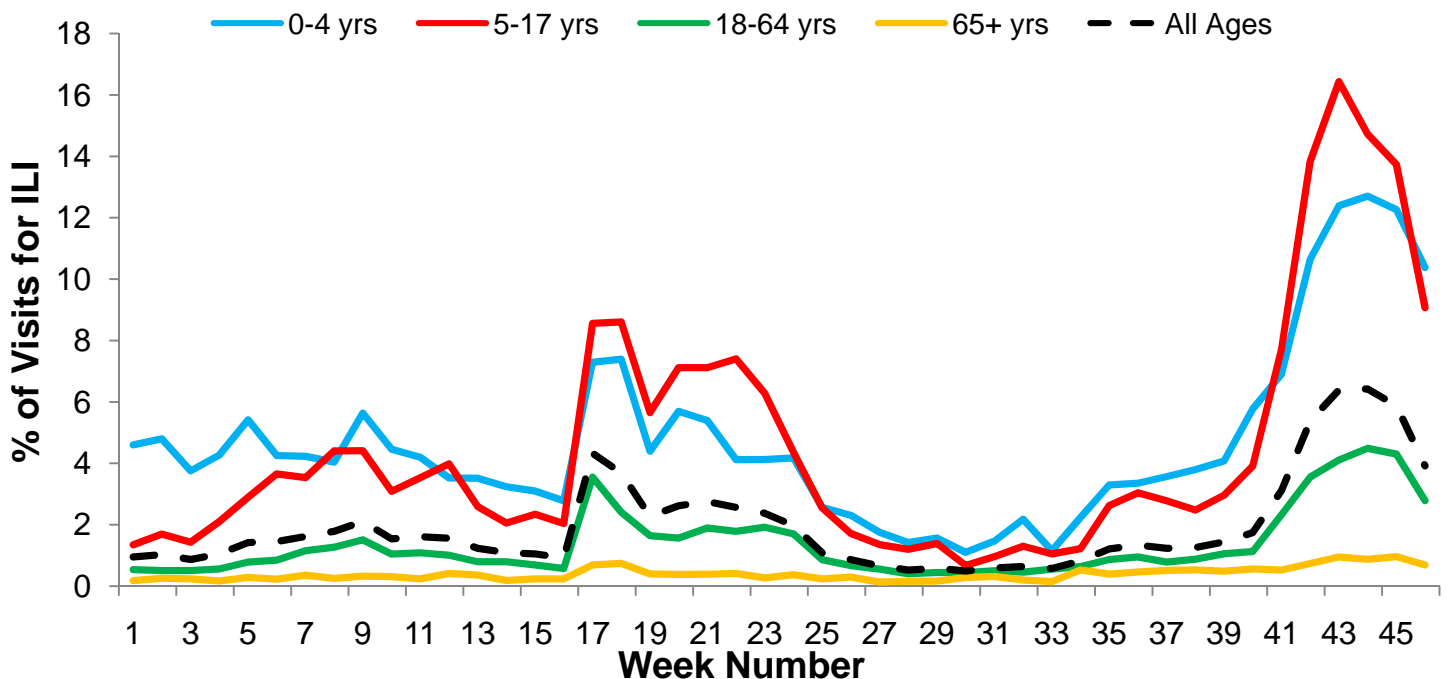
**I. Influenza Summary to Date**

Influenza surveillance for suburban Cook County\*\* involves the weekly collection of data from a sample of hospitals, private physician's offices, and laboratory data. Our sentinel participants reported the following aggregate measures: Syndromic Surveillance: 4.02% ILI<sup>1</sup>, Sentinel Sites: 13.38% ILI<sup>2</sup>. 746 (29.21%) specimens tested by participating laboratories<sup>3</sup> were positive for influenza, of which 100% of sub-typed influenza A viruses were 2009 H1N1. This is the second consecutive week that influenza activity has decreased, and the activity level has continued to decrease across all data sources. To date, suburban Cook County has had 448 hospitalized cases of confirmed 2009 H1N1, 10 2009 H1N1 deaths, and 1 pediatric influenza death. During weeks 45 and 46, seventy-nine 2009 H1N1 hospitalizations were reported to CCDPH. Thank you to all of our surveillance partners for their help in collecting this information.

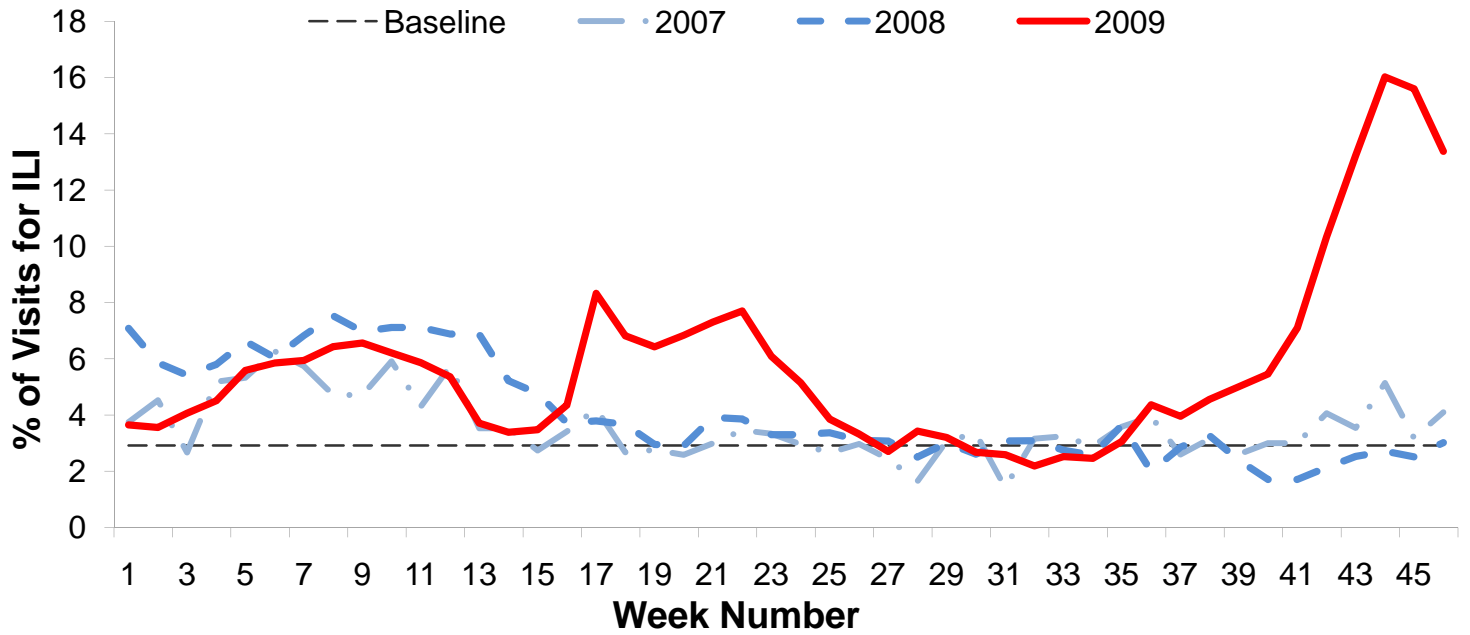
**II. Syndromic Surveillance Data<sup>1</sup>**



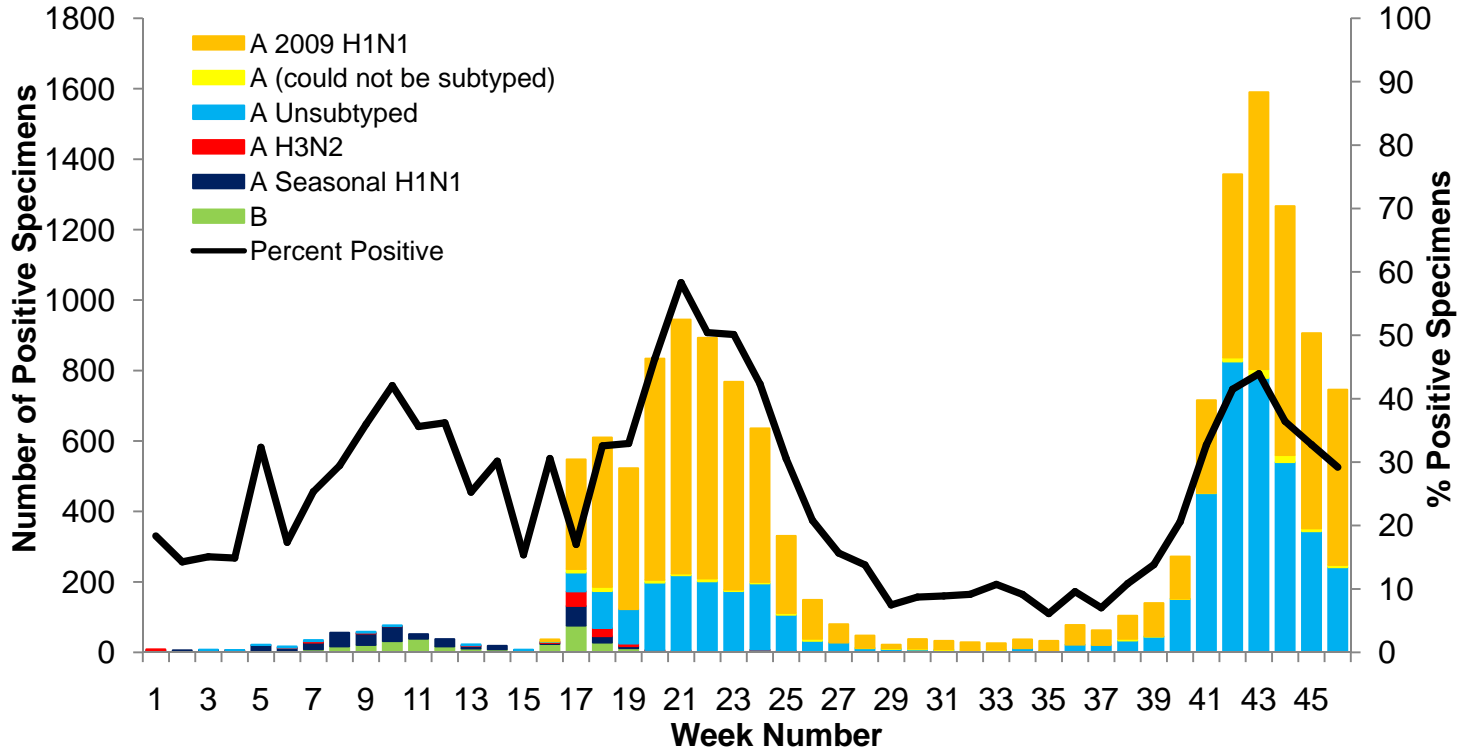
**III. Syndromic Surveillance by Age Group Data<sup>1</sup>**



#### IV. Sentinel Provider Data<sup>2</sup>

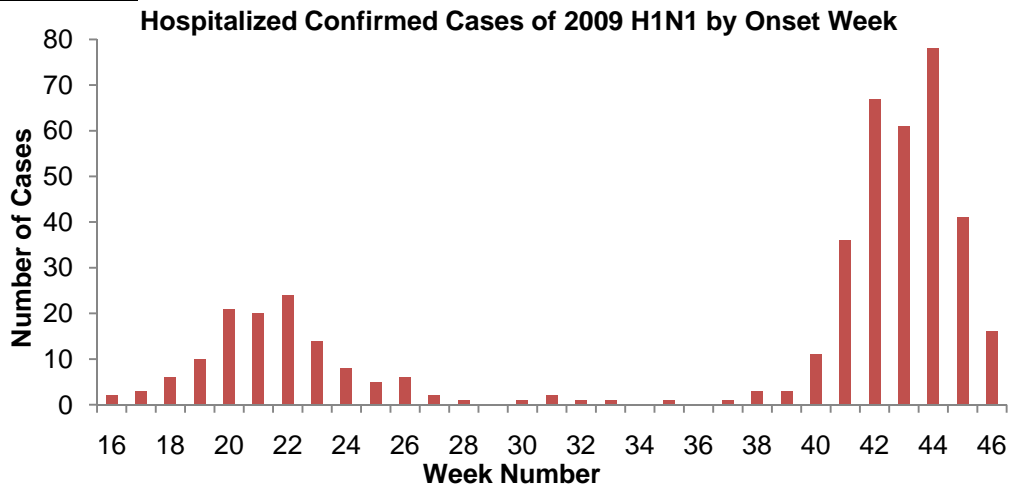


#### V. Laboratory Surveillance Data<sup>3</sup>

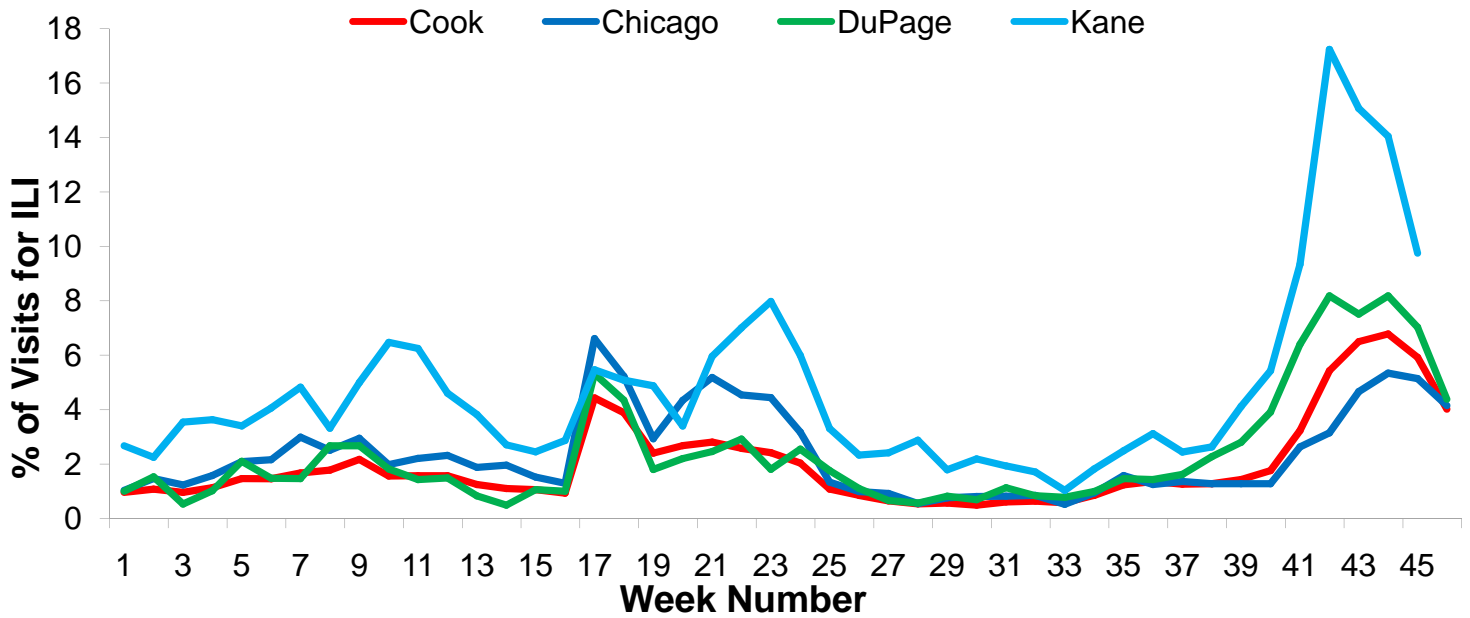


#### VI. 2009 H1N1 Hospitalization and Death Data<sup>4</sup>

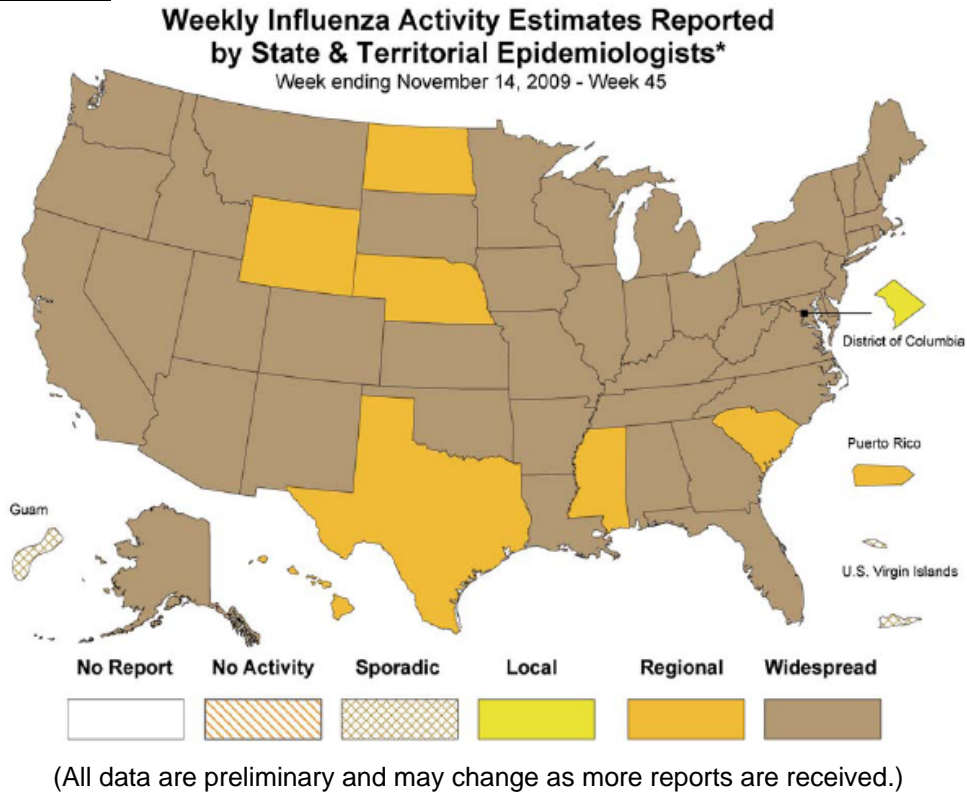
Hospitalized Case Counts		#
Total Cases		448
Total Deaths		10
Incidence by Age		#
0-4		72
5-24		146
25-49		131
50-64		74
65+		22
Unknown		3
Incidence by Region		#
North		171
West		113
Southwest		59
South		104



## VII. Regional Data



## VIII. Illinois and U.S. Data<sup>5†</sup>



For further information about influenza activity see: [City of Chicago Surveillance Report](#), [IDPH Surveillance Report](#), [CDC Surveillance Report](#), [Distribute National Surveillance](#).

1. Syndromic surveillance influenza-like-illness (ILI) syndrome is defined as a symptom complex fever and cough or sore throat from ESSENCE. 32 hospital EDs participate in ESSENCE. ILI = # of ED visits for ILI / total # of ED visits.
2. ILI is defined as fever  $\geq 100^{\circ}\text{F}$ , cough and/or sore throat in the absence of a known cause other than influenza. 5 hospital EDs and 8 physician offices are participating CDC sentinel sites.
3. Laboratory surveillance includes viral culture, RT-PCR, and the rapid antigen test. Not all cases are suburban Cook County Residents. Participating laboratories: IDPH, NSUHS, and ACL.
4. Hospitalization and death data are only for suburban Cook County residents (excludes Evanston, Skokie, Oak Park, and Stickney). Data includes reported cases for the presented week.
5. <http://www.cdc.gov/flu/weekly/index.htm>

† **No activity:** no laboratory confirmed cases of influenza and no reported increase in cases of ILI.

**Sporadic:** small number of laboratory confirmed influenza cases or a single laboratory confirmed influenza in a single region of the state.

**Local:** Outbreaks of influenza or increases in ILI and recent laboratory confirmed influenza in a single region of the state.

**Regional:** Outbreaks of influenza or increases in ILI and recent laboratory confirmed influenza in at least two but less than half the region of the state.

**Widespread:** Outbreaks of influenza or increases in ILI cases and recent laboratory confirmed influenza in at least half the region in the state.