

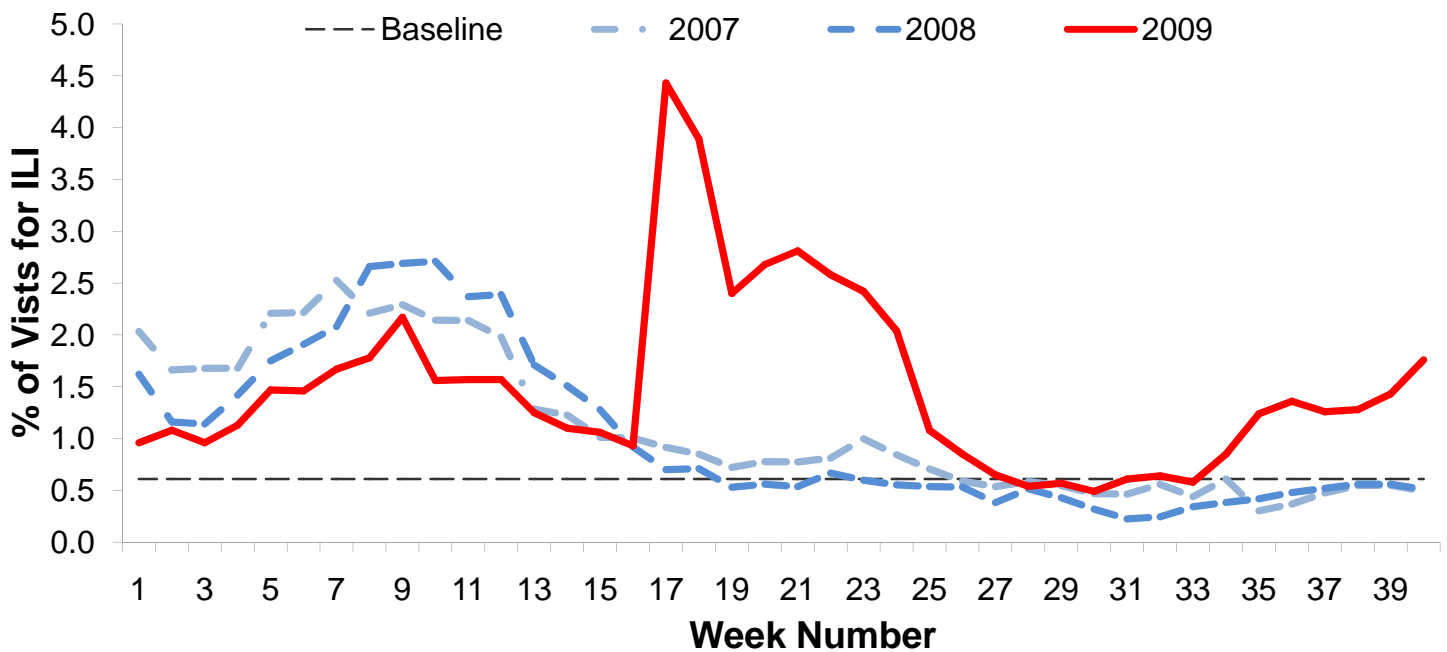


Influenza Surveillance Report Week 40: October 4th – 10th, 2009

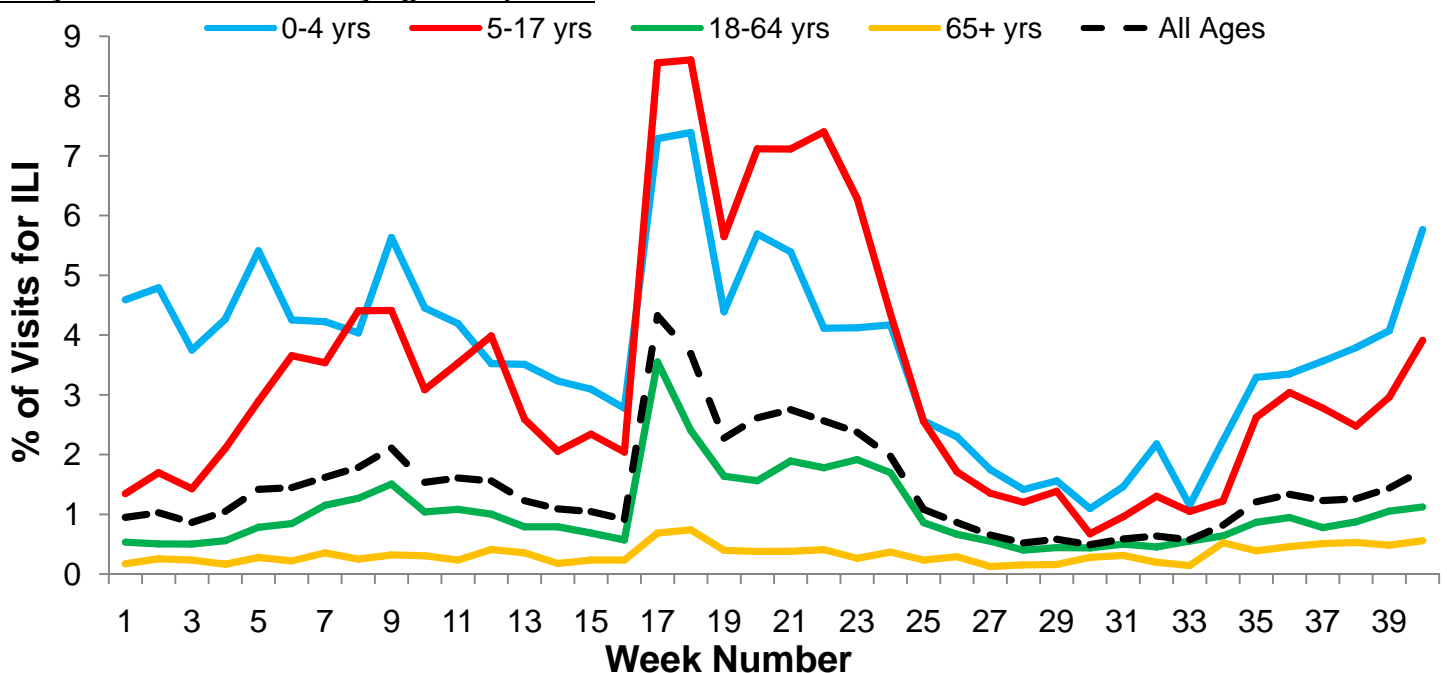
I. Influenza Summary to Date

Influenza surveillance for suburban Cook County** involves the weekly collection of data from a sample of hospitals, private physician's offices, and laboratory data. Our sentinel participants reported the following aggregate measures: Syndromic Surveillance: 1.76% ILI¹, Sentinel Sites: 5.70% ILI². 280 (20.59%) specimens tested by participating laboratories³ were positive for influenza, of which 100% of sub-typed influenza A viruses were 2009 H1N1. This is the third straight week that influenza activity has increased, and the activity level for week 40 is four-times the standard deviation higher than the prior three years. To date, suburban Cook County has had 134 hospitalized cases of confirmed 2009 H1N1 and 4 deaths. In week 40, two 2009 H1N1 hospitalizations were reported to CCDPH. In comparison, during the peak of 2009 H1N1 activity in the spring, there were as many as 23 influenza hospitalization reports per week. Thank you to all of our surveillance partners for their help in collecting this information.

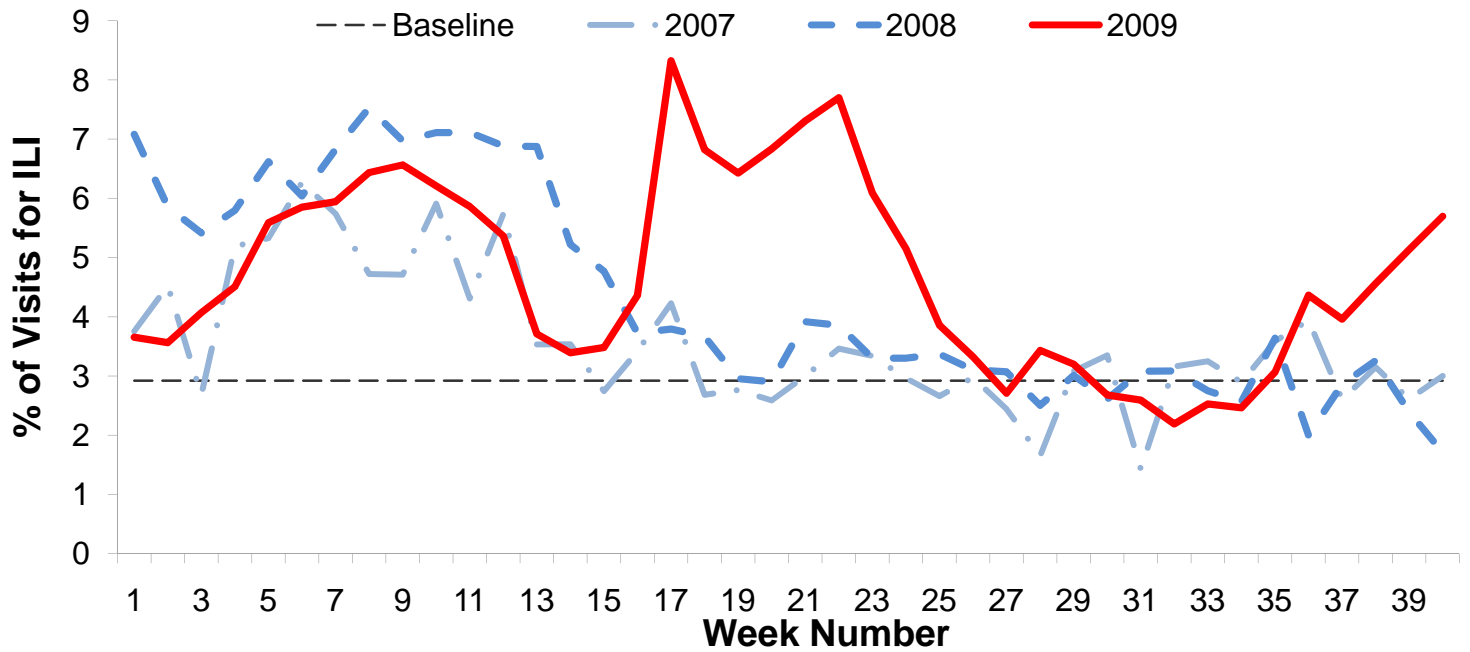
II. Syndromic Surveillance Data¹



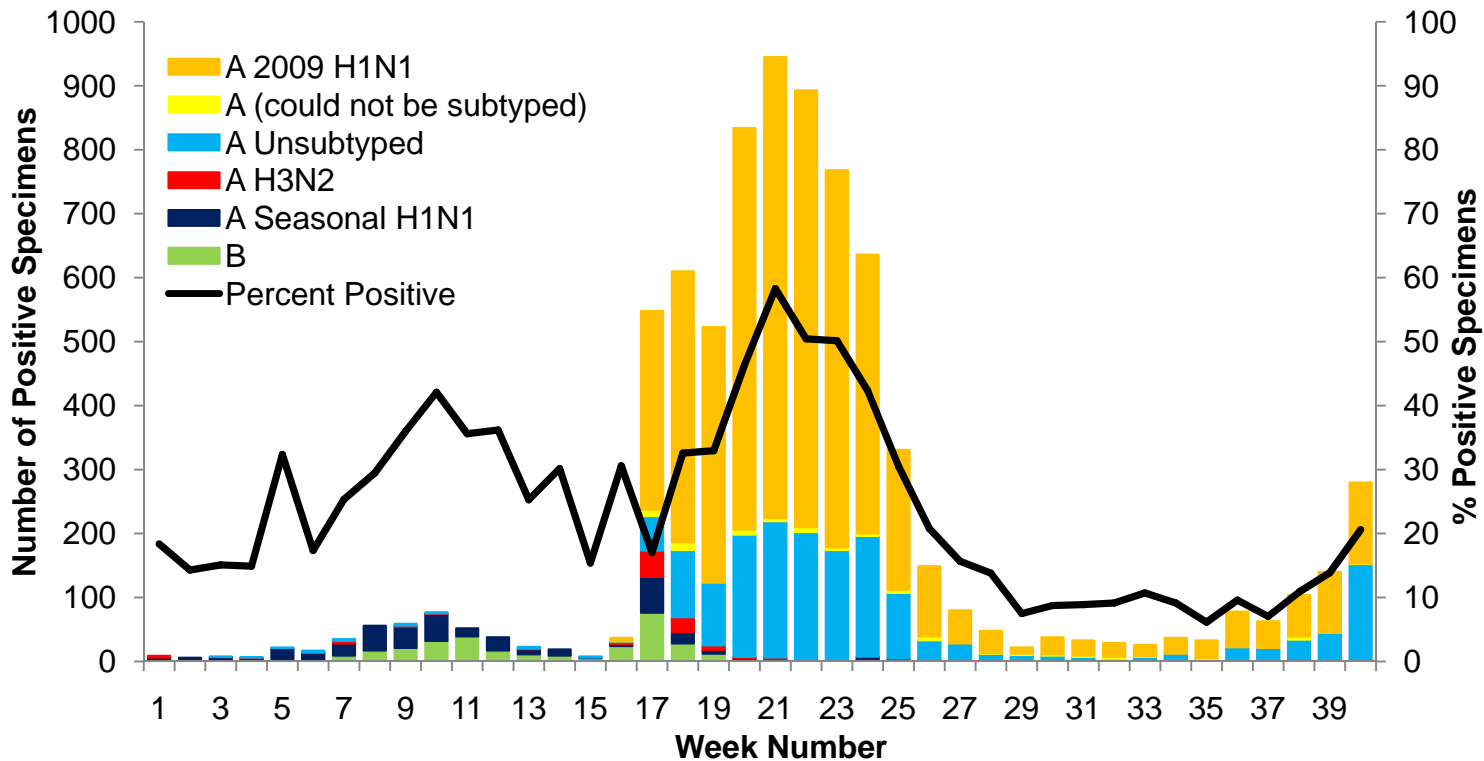
III. Syndromic Surveillance by Age Group Data¹



IV. Sentinel Provider Data²

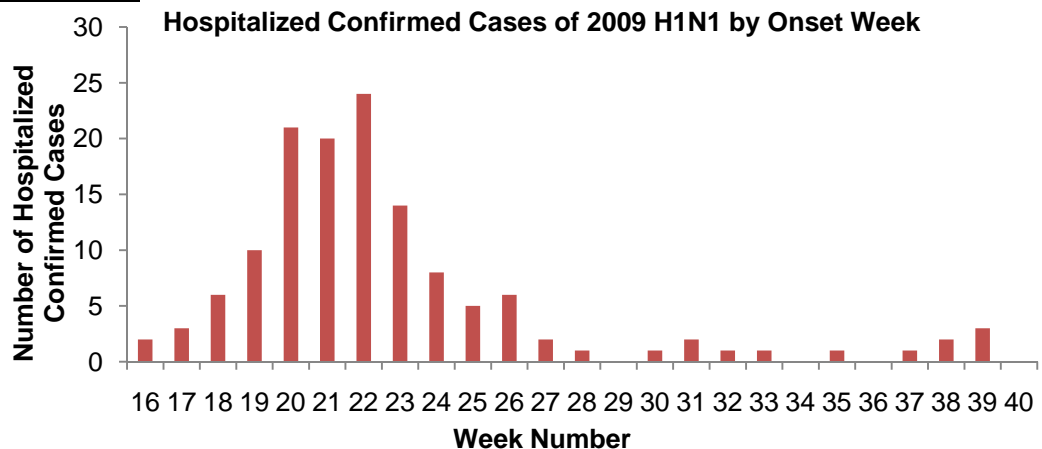


V. Laboratory Surveillance Data³

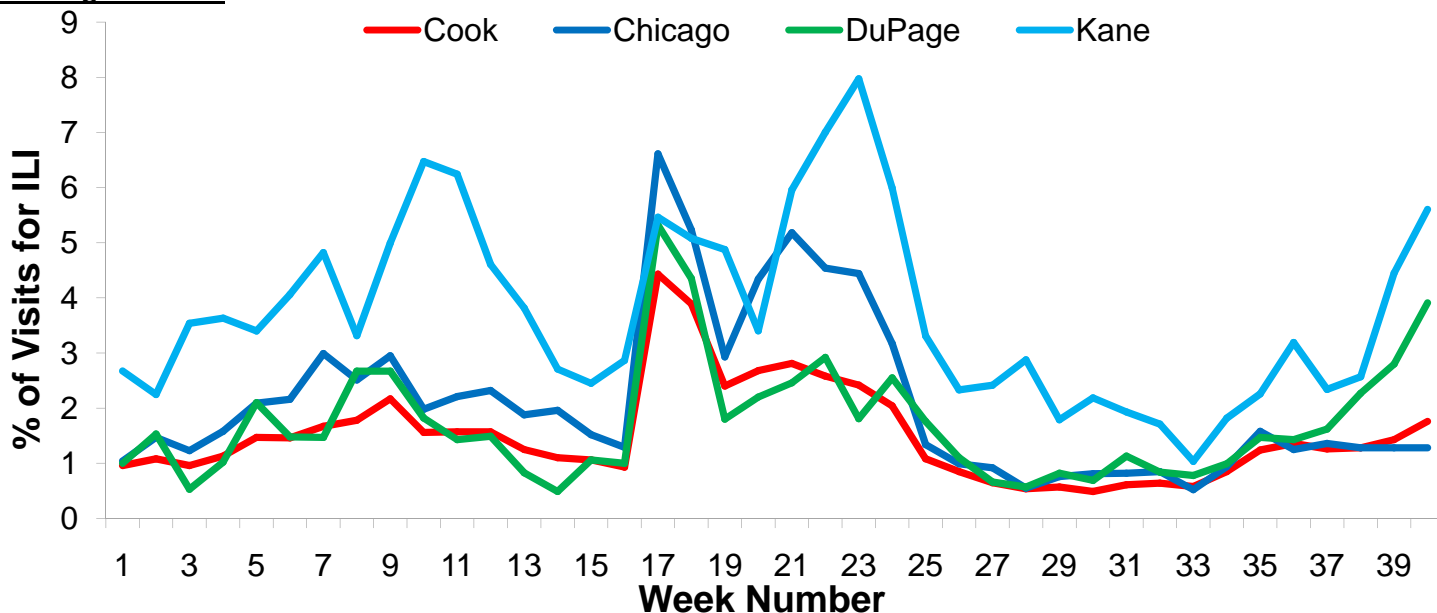


VI. 2009 H1N1 Hospitalization and Death Data⁴

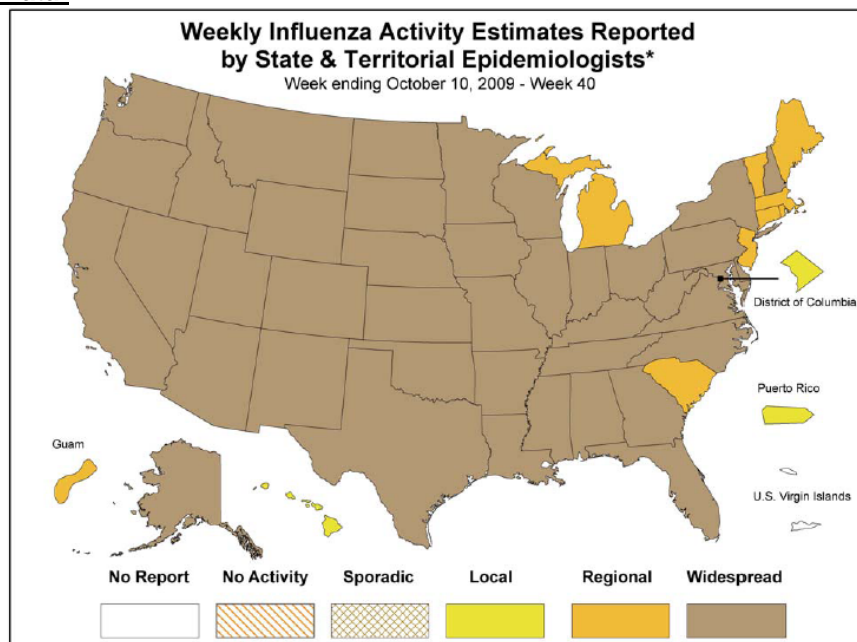
Hospitalized Case Counts		#
Total Cases		134
Total Deaths		4
Incidence by Age		#
0-4		29
5-24		42
25-49		36
50-64		21
65+		6
Incidence by Region		#
North		39
West		34
Southwest		25
South		36



VII. Regional Data



VIII. Illinois and U.S. Data^{5†}



* This map indicates geographic spread & does not measure the severity of influenza activity
(All data are preliminary and may change as more reports are received.)

For further information about influenza activity see: [City of Chicago Surveillance Report](#), [IDPH Surveillance Report](#), [CDC Surveillance Report](#), [Distribute National Surveillance](#).

1. Syndromic surveillance influenza-like-illness (ILI) syndrome is defined as a symptom complex fever and cough or sore throat from ESSENCE. 32 hospital EDs participate in ESSENCE. $ILI = \# \text{ of ED visits for ILI} / \text{total } \# \text{ of ED visits}$.
2. ILI is defined as fever $\geq 100^{\circ}F$, cough and/or sore throat in the absence of a known cause other than influenza. 5 hospital EDs and 8 physician offices are participating CDC sentinel sites.
3. Laboratory surveillance includes viral culture, RT-PCR, and the rapid antigen test. Not all cases are suburban Cook County Residents. Participating laboratories: IDPH, NSUHS, and ACL.
4. Hospitalization and death data are only for suburban Cook County residents (excludes Evanston, Skokie, Oak Park, and Stickney). Data includes reported cases for the presented week.
5. <http://www.cdc.gov/flu/weekly/index.htm>

† **No activity:** no laboratory confirmed cases of influenza and no reported increase in cases of ILI.
Sporadic: small number of laboratory confirmed influenza cases or a single laboratory confirmed influenza in a single region of the state.
Local: Outbreaks of influenza or increases in ILI and recent laboratory confirmed influenza in a single region of the state.
Regional: Outbreaks of influenza or increases in ILI and recent laboratory confirmed influenza in at least two but less than half the region of the state.
Widespread: Outbreaks of influenza or increases in ILI cases and recent laboratory confirmed influenza in at least half the region in the state.